

Floor Mapping Legend

(for flooring use only)

A1200AA

A1200AB

A1201A

A1201B

A1202A

A1202B

A1203A

A1203B

A1204A

A1204B

A1205A

A1205B

A1206A

A1206B

A1207A

A1207B

A1208A

A1208B

A1209A

A1209B

A1210A

A1210B

A1211A

A1211B

A1212A

A1212B

<div><div>CPT-1</div><div>Interface SL310 Silver Lining, Ashlar; CQUEST Bio Backing Product # 138770AK0 Color: Charcoal Overall Floor Thickness: 7/16 in Adhesive : Concrete Floor Finish: Floor Preparation</div><div>Notes</div></div>	<div><div>SC-1</div><div>DENSIFIER / SEALER W/ CLEAR TOP COAT Color: Clear Overall Floor Thickness: Adhesive : N/A Concrete Floor Finish: Smooth Trowel Finish Floor Preparation</div><div>Notes: 1. Areas need to be kept clean. 2. No chalk or marking on concrete. Use tape for Layout 3. No drywall Mud or paint on floor. Need to use drop cloth or plastic at all times.</div></div>	<div><div>TZ-1</div><div>Terrazzo & Marble Supply Co Resinous Matrix Terrazzo System TERROXY TM#20-2047 Color: Light Grey Overall Floor Thickness: 3/8 in Concrete Floor Finish: Floor Preparation</div><div>Notes 1.</div></div>	<div><div>T-3</div><div>DAL TILE PORTFOLIO 12"x24" Color: PFO6 Grout Adhesive: Grout: Restroom floor tile, Grout color Pearl Grey Overall Floor Thickness: 5/16 in tile thickness SLOPE TO DRAIN 1" MAX Concrete Floor Finish: Floor Preparation</div><div>Notes:</div></div>	<div><div>RT-1</div><div>Natural Conditions Mystik Kettle w/ Diamond 10 Technology MA920 18" x 18" Tile Color: RAVEN Overall Floor Thickness: 1/8 in Adhesive : Concrete Floor Finish: Floor Preparation:</div><div>Notes 1. PANTRY/COPY/CORRIDORS/STAIRS 2. AT STAIRS USE FUTURA LVT 342/332 NO-LIP STAIR NOSING</div></div>	<div><div>RS-1</div><div>UFORFLOOR ZERO SHEET #5703 Color: Powder Overall Floor Thickness: 1/16 in Adhesive : Concrete Floor Finish: Floor Preparation</div><div>Notes</div></div>	<div><div>REF-1</div><div>DESCO OR SIKKA 3/16" THICK TROWELED EPOXY QUARTZ AGGREGATE Color: Overall Floor Thickness: 3/8 in Adhesive : Concrete Floor Finish: Floor Preparation</div><div>Notes:</div></div>
<div><div>CPT-2</div><div>SHAW CONTRACT Watercolor, area rug; rubber tapered transition, (DEEP,NAVY) #G081R Color: Midnight Overall Floor Thickness: 1/2 in Adhesive : Concrete Floor Finish: Floor Preparation</div><div>Notes</div></div>	<div><div>SC-2</div><div>Shawin Williams ARMORSEAL 8100 Epoxy Floor Coating Color: MATCH PT-3 Overall Floor Thickness: Adhesive : Concrete Floor Finish: Floor Preparation</div><div>Notes: 1. SUPPORT SPACES AS NOTED ON FINISHPLANS</div></div>	<div><div>TZ-2</div><div>Terrazzo & Marble Supply Co Resinous Matrix Terrazzo System TERROXY TM#16-3032V Color: Medium Grey Overall Floor Thickness: 3/8 in Concrete Floor Finish: Floor Preparation</div><div>Notes 1.</div></div>	<div><div>T-4</div><div>DAL TILE PORTFOLIO 2"x2" Color: PFO6 Grout Adhesive: Grout: Restroom floor tile, Grout color Pearl Grey Overall Floor Thickness: 1/4 in tile thickness Concrete Floor Finish: Floor Preparation</div><div>Notes: TOPPING SLAB INFILL TO SLOPE TO DRAIN 1" MAX WHERE REQUIRED. 3" DEPRESSION AT SHOWERS. See A0822 for shower detail</div></div>		<div><div>RS-1 Alt</div><div>GERFLOR MIPOLAM ESPRIT #5330 Color: Smoke Overall Floor Thickness: 1/16 in Adhesive : Concrete Floor Finish: Floor Preparation</div><div>Notes</div></div>	<div><div>REF-2</div><div>DESCO OR SIKKA 1/4" THICK TROWELED URETHANE LEMENT 1/6 SELF COEFFICIENT Color: Overall Floor Thickness: 3/8 in Adhesive : Concrete Floor Finish: Floor Preparation</div><div>Notes:</div></div>
<div><div>CPT-3</div><div>SHAW CONTRACT SHIFTING FIELDS, CLEARING TILE - CARPET TILE 9"X36" ST381 Color: RESERVOIR Overall Floor Thickness: 1/4 in Adhesive : Concrete Floor Finish: Floor Preparation</div><div>Notes:</div></div>					<div><div>RS-2</div><div>GERFLOR MIPOLAM BIOCONTROL EL5 # 2056 Color: MEDIUM FOG Overall Floor Thickness: 1/16 in Adhesive : Concrete Floor Finish: Floor Preparation</div><div>Notes</div></div>	<div><div>REF-3</div><div>DESCO OR SIKKA 3/16" TROWELED EPOXY QUARTZ AGGREGATE WITH WATERPROOF Color: Overall Floor Thickness: 1/2 in Adhesive : Concrete Floor Finish: Floor Preparation</div><div>Notes:</div></div>
<div><div>CPT-5</div><div>Interface Ashlar : CQUEST Bio backing #19DZ00AB00 Color: Custom 181219 (255023-225) Overall Floor Thickness: 1/4 in Adhesive : Concrete Floor Finish: Floor Preparation</div><div>Notes:</div></div>					<div><div>RS-3</div><div>ALTRO ALTRO WALKWAY 20 # VM20153 Color: FOG Overall Floor Thickness: 1/8 in Adhesive : Concrete Floor Finish: Floor Preparation</div><div>Notes</div></div>	<div><div>REF-4</div><div>DESCO OR SIKKA 80 MIL FLEXIBLE EPOXY MEMBRANE Color: Overall Floor Thickness: 3/8 in Adhesive : Concrete Floor Finish: Floor Preparation</div><div>Notes:</div></div>
<div><div>CPT-6A</div><div>Interface Urban Retreat 303, Carpet Tile; CQUEST Bio Backing #126990250H Color: Charcoal Overall Floor Thickness: 1/4 in Adhesive : Concrete Floor Finish: Floor Preparation</div><div>Notes:</div></div>					<div><div>RS-4</div><div>Polyton BLOC-FUR 2MM (Vinyl) Rolls w/Polyurethane Reinforcement #935 Color: Classic Black Overall Floor Thickness: 1/8 in Adhesive : Concrete Floor Finish: Floor Preparation</div><div>Notes</div></div>	
<div><div>CPT-6B</div><div>Interface Urban Retreat 303, Broadloom; CQUEST Bio Backing #126990250H Color: Charcoal Overall Floor Thickness: 1/4 in Adhesive : Concrete Floor Finish: Floor Preparation</div><div>Notes:</div></div>					<div><div>RS-5</div><div>Gerflor Mipolam Biocontrol EL5 (Static Dissipative Flooring) Color: Black Overall Floor Thickness: 1/8 in Adhesive : Concrete Floor Finish: Floor Preparation</div><div>Notes</div></div>	
<div><div>WM-1</div><div>Interface R799 Step Repeat; CQUEST Bio Backing #1388502500 Color: Onyx Overall Floor Thickness: 5/16 in Adhesive : Concrete Floor Finish: Floor Preparation</div><div>Notes:</div></div>						

Utility Plant Linked Drawings

A1201C

FINISH TAG LEGEND

FLOOR

WALL

BASE

CPT-1

#4 WHERE FLOOR FINISHES CHANGE AT CAS

#10 SHOWERS AT LEVEL 1 TO BE FLOOR: T-5, WALLS: T-2, BASE: TB-2

#11 ALL RESILIENT TRANSITIONS TO BE TARKETT COLOR BLACK. SEE TRANSITION DETAILS FOR MORE INFORMATION ON MODELS AND LOCATIONS

KEYED NOTES- FINISHED PLANS

F.2 LAYOUT FOR STAINLESS STEEL DIVIDER STRIPS AT TERRAZZO

F.5 PRECAST TERRAZZO TREADS AND RISERS, TO MATCH ADJACENT TERRAZZO COLOR (TZ-1/TZ-2)

F.6 ALL ROUND COLUMNS TO BE PAINTED PT-2; COLUMN BASE (TZB-1B/TZB-1A) TO MATCH ADJACENT FLOOR FINISH. REFER TO A01XX SERIES FOR GYP. PLASTER FINISH.

F.8 COLUMN TO REMAIN EXPOSED CONCRETE. INSTALL COVED BASE RB-1.

F.16 RUBBER BASE TO BE WRAPPED FROM CORRIDOR TO THIS INSIDE CORNER. REMAINING BASE IN CAFE TO BE TERRAZZO.

F.17 PROVIDE A MITERED CORNER AT PRECASTTERRAZZO BASE.

Utility Plant Linked Drawings

A1201C

A1202C

A1203C

FINISH TAG LEGEND



Finish Tag

CPT-1



CPT-2

Floor Transition Tag

GENERAL NOTES - FINISH PLANS

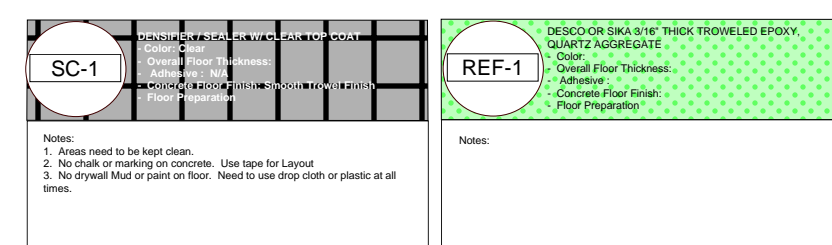
- REFER TO FINISH PLANS FOR EXTENT AND TYPE OF FLOOR AND WALL FINISHES.
- REFER TO REFLECTED CEILING PLANS FOR EXTENT OR CEILING TYPES. GYPSUM BOARD CEILINGS SHALL BE PAINTED PT-1, U.N.G.
- REFER TO INTERIOR ELEVATIONS FOR EXTENT AND TYPE OF MILLWORK FINISHES.
- WHERE FLOOR FINISHES CHANGE AT CASSED OPENINGS, THE FINISH CHANGE SHALL OCCUR AT THE CENTERLINE OF THE CASSED OPENING. WHERE FLOOR FINISHES CHANGE AT DOORWAYS, THE FINISH CHANGE SHALL OCCUR AT THE CENTERLINE OF THE DOOR IN A CLOSED POSITION.
- HOLLOW METAL FRAMES AND DOORS, DOOR AND FRAME COLOR AND COATING TYPE TO MATCH ADJACENT WALLS. TYPICAL SHEEN OF HM DOORS AND/OR FRAMES TO BE SEMI-GLOSS. WHERE SWC-1, SWC-4 IS ADJACENT WALL COATING - DOORS AND/OR FRAMES TO BE EPOXY COATING TO MATCH ADJACENT WALL. STAINLESS STEEL DOOR FRAMES TO BE UNPAINTED.
- ALL FLUSH WOOD DOORS SHALL BE STAINED TO MATCH WD-1.
- COMMUNICATING STAIR IN COLLABORATION SPACE: GUARDRAILS AND VERTICAL PICKETS: PT-2, STRINGERS AND EXPOSED STRUCTURE: PT-1, HANDRAILS: WD-1, HANDRAIL BRACKETS: PT-2, GYP ED UNDERSIDE: PT-1, FASCIA: PT-1.
- SINKS IN QUARTZ COUNTERTOPS TO BE STAINLESS STEEL UNDERMOUNT.
- SHOWERS AT LEVEL 1: REFER TO FINISH PLANS AND DETAILS SHEET A002.
- BLACK, SEE TRANSITION DETAILS FOR MORE INFORMATION.
- AT WOP - PAINT GYP BOARD BEHIND WOOD PANELING. PAINT COLOR TO BE PT-3.
- AT AWS-1, AWS-4, PAINT COLOR TO BE PT-1. AT AWS-5, AWS-6, PAINT COLOR TO BE PT-1. AT AWS-7, PAINT COLOR TO MATCH ADJACENT WALL.
- AT FPPRFL, PAINT GYP BOARD BEHIND PANELS. PAINT COLOR TO MATCH ADJACENT WALLS.

FINISH TAG LEGEND

FINISH TAG	FLOOR
	WALL
	BASE
WALL FINISH TAG	PT-1
FLOOR TRANSITION TAG	CPT-1 CPT-2

KEYED NOTES - FINISH PLANS

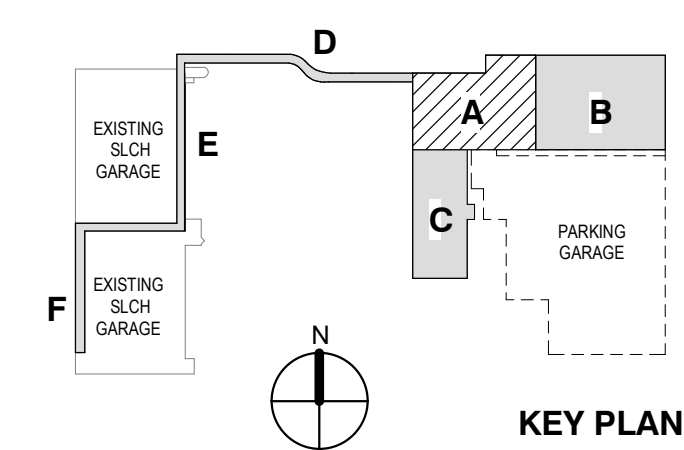
- | # | DESCRIPTION |
|------|---|
| F.1 | REFER TO INTERIOR ELEVATIONS FOR MORE INFORMATION ON FINISHES AT THIS LOCATION. |
| F.2 | LAYOUT FOR STAINLESS STEEL DIVIDER STRIPS AT TERRAZZO. |
| F.3 | FIRE STAIR FINISHES TO INCLUDE THE FOLLOWING: TREADS AND RISERS - SC-1, HANDRAILS, STAIR PAN, AND STRINGER PAINT - PT-1, WALLS PT-2. CONCRETE COLUMNS TO REMAIN EXPOSED, IF APPLICABLE. |
| F.4 | INSTALL 4"X8" SHEET OF FRP DIRECTLY ABOVE BASE FOR A HEIGHT OF 4'-4" AFF. |
| F.5 | PRECAST TERRAZZO TREADS AND RISERS, TO MATCH ADJACENT TERRAZZO COLOR (T2-1/T2-2). |
| F.6 | ALL ROUND COLUMNS TO BE PAINTED PT-2. COLUMN BASE (T2B-1/T2B-1A) TO MATCH ADJACENT FLOOR FINISH. REFER TO A01XX SERIES FOR GYP. PLASTER FINISH. |
| F.7 | REFER TO RESTROOM ELEVATIONS FOR EXACT TILE LAYOUT. DOTTED LINE DEPICTS WALL TILE LOCATIONS. |
| F.8 | COLUMN TO REMAIN EXPOSED CONCRETE. INSTALL COVED BASE RB-1. REFER TO A11 BID 12. |
| F.9 | INSTALL METAL TOP CAP POWDER COATED TO MATCH PT-3. SEE DETAILS FOR MORE INFORMATION. |
| F.10 | WRAPPED WALL PANEL AWS-5 TO BE INSTALLED AT 72" AFF TO 1" FROM FINISHED CEILING HEIGHT. SEE TYPICAL ELEVATIONS. REFER TO A11.13. |
| F.11 | PAINT GYPSUM BOARD CEILING PT-3. |
| F.12 | INSTALL 3/4" FIRE RETARDANT TREATED PLYWOOD AT ALL WALLS FROM 20" AFF TO 108" AFF. |
| F.13 | INSTALL FRP-1 FULL HEIGHT. |
| F.14 | INSTALL 1" WIDE STAINLESS STEEL FLAT BAR STOCK AT PAINT TRANSITION. |
| F.15 | REFER TO SPECIFICATION 132100 CONTROLLED ENVIRONMENTAL ROOMS FOR ADDITIONAL FINISH INFORMATION. |
| F.16 | RUBBER BASE TO BE WRAPPED FROM CORRIDOR TO THIS INSIDE CORNER. REMAINING BASE IN CAFE TO BE TERRAZZO. |
| F.17 | PROVIDE A MITERED CORNER AT PRECAST TERRAZZO BASE. |
| F.18 | REFER TO EXTERIOR ENCLOSURE DRAWINGS FOR FINISHES AT THE MECHANICAL PLenums. |
| F.19 | GALVANIZED STEEL AT THE MESANINE LEVEL DOES NOT REQUIRE ADDITIONAL PAINTED COATING, TYP. |



1 LEVEL RB0A FINISH PLAN - AREA A
1/8" = 1'-0"

4	ADDENDUM 29	13 APR 2021
3	ADDENDUM 27	26 MAR 2021
2	ADDENDUM 24	04 MAR 2021
1	ADDENDUM 22	22 FEB 2021
ISSUED		29 JAN 2021

Rev. Description Date



Drawing Title:

LEVEL RB0A INTERIOR
FINISH PLAN AREA A

Project No.: 005767.00 Checked by: Checker

A1200AA

GENERAL NOTES - FINISH PLANS

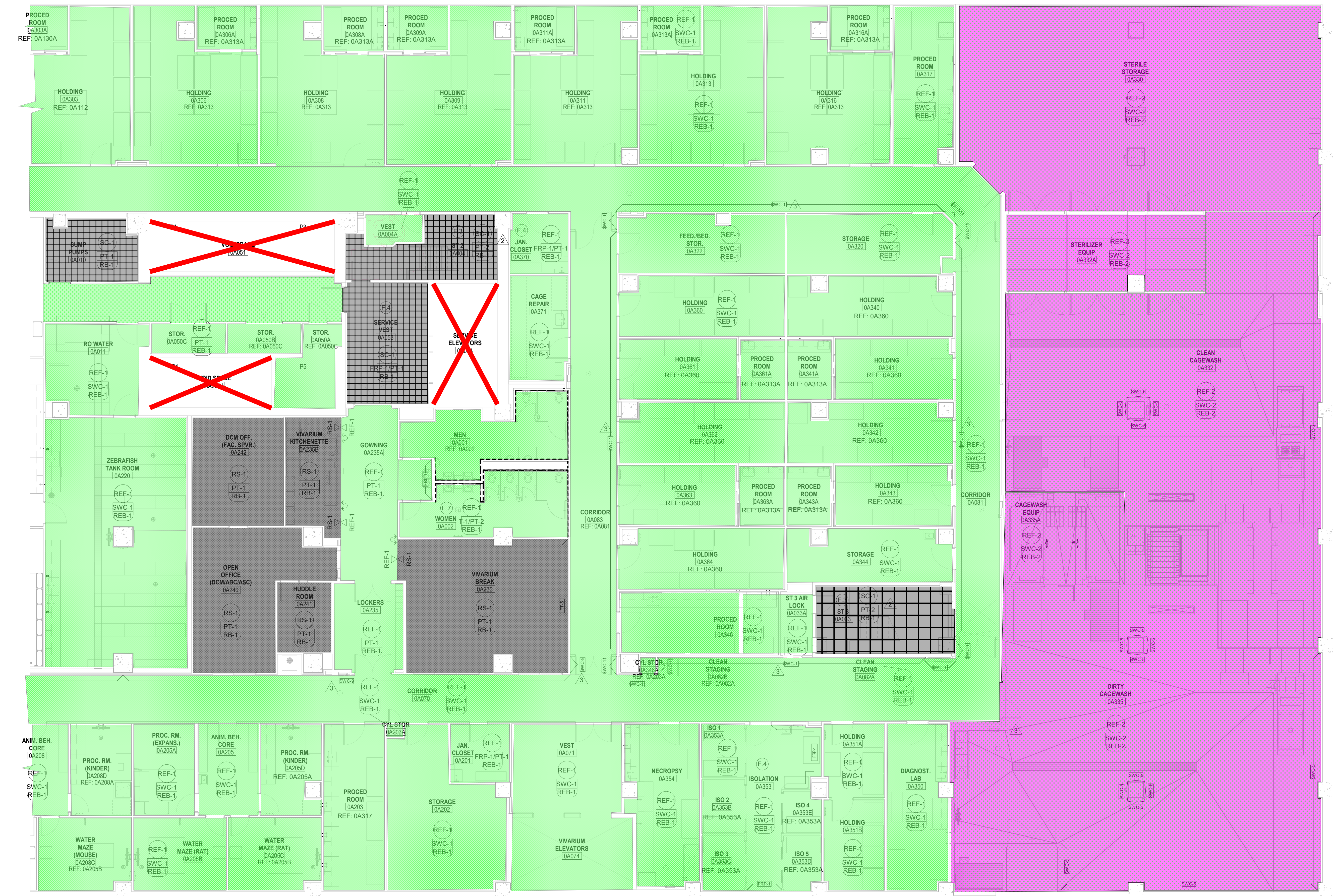
- REFER TO FINISH PLANS FOR EXTENT AND TYPE OF FLOOR AND WALL FINISHES.
- REFER TO REFLECTED CEILING PLANS FOR EXTENT OR CEILING TYPES. GYPSUM BOARD CEILINGS SHALL BE PAINTED PT-1 UNO.
- REFER TO INTERIOR ELEVATIONS FOR EXTENT AND TYPE OF MILLWORK FINISHES.
- WHERE FLOOR FINISHES CHANGE AT CASED OPENINGS, THE FINISH CHANGE SHALL OCCUR AT THE CENTERLINE OF THE CASED OPENING. WHERE FLOOR FINISHES CHANGE AT DOORWAYS, THE FINISH CHANGE SHALL OCCUR AT THE CENTERLINE OF THE DOOR IN A CLOSED POSITION.
- HOLLOW METAL FRAMES AND DOORS, DOOR AND FRAME COLOR AND COATING TYPE TO MATCH ADJACENT WALLS. TYPICAL SHEEN OF HM DOORS AND/OR FRAMES TO BE SEMI-GLOSS. WHERE SWC-1 - SWC-4 IS ADJACENT WALL COATING - DOORS AND/OR FRAMES TO BE EPOXY COATING TO MATCH ADJACENT WALL. STAINLESS STEEL DOOR FRAMES TO BE UNPAINTED.
- ALL FLUSH WOOD DOORS SHALL BE STAINED TO MATCH WD-1.
- COMMUNICATING STAIR IN COLLABORATION SPACE: GUARDRAILS AND VERTICAL PICKETS: PT-2, STRINGERS AND EXPOSED STRUCTURE: PT-1, HANDRAILS: WD-1, HANDRAIL BRACKETS: PT-2, GYP BD UNDERSIDE: PT-1, PASCO PT-1.
- SINKS IN QUARTZ COUNTERTOPS TO BE STAINLESS STEEL UNDERMOUNT.
- ALL RESILIENT TRANSITIONS TO BE TARKETT COLOR MATCH. SEE FINISH PLANS AND DETAILS SHEET A2022 FOR INFORMATION ON MODELS AND LOCATIONS.
- AT WDP - PAINT GYP BOARD BEHIND WOOD PANELING. PAINT COLOR TO BE PT-1.
- AT AWS - PAINT GYP BOARD BEHIND ACOUSTICAL WALL SYSTEM. AT AWS-1, AWS-2 - PAINT COLOR TO BE PT-1. AT AWS-3, AWS-4 - PAINT COLOR TO BE PT-X. AT AWS-5 - PAINT COLOR TO MATCH ADJACENT WALL. AT FFRP-1 - PAINT GYP BOARD BEHIND PANELS. PAINT COLOR TO MATCH ADJACENT WALLS.

FINISH TAG LEGEND

FINISH TAG	FLOOR WALL BASE
WALL FINISH TAG	PT-1
FLOOR TRANSITION TAG	CPT-1 CPT-2

KEYED NOTES - FINISH PLANS

- | # | DESCRIPTION |
|------|---|
| F.1 | REFER TO INTERIOR ELEVATIONS FOR MORE INFORMATION ON FINISHES AT THIS LOCATION. |
| F.2 | LAYOUT FOR STAINLESS STEEL DIVIDER STRIPS AT TERRAZZO |
| F.3 | FIRE STAIR FINISHES TO INCLUDE THE FOLLOWING: TREADS AND RISERS - SC-1, HANDRAILS, STAIR PAN, AND STRINGER PAINT - PT-1, WALLS PT-2, CONCRETE COLUMNS TO REMAIN EXPOSED, IF APPLICABLE. |
| F.4 | INSTALL 4'-0" SHEET OF FRP DIRECTLY ABOVE BASE FOR A HEIGHT OF 4'-4" AFF. |
| F.5 | PRECAST TERRAZZO TREADS AND RISERS, TO MATCH ADJACENT TERRAZZO COLOR (TZ-1/TZ-2) |
| F.6 | ALL ROUND COLUMNS TO BE PAINTED PT-2, COLUMN BASE (TZB-1/TZB-1A) TO MATCH ADJACENT FLOOR FINISH. REFER TO A201X SERIES FOR GYP PLASTER FINISH. |
| F.7 | REFER TO RESTROOM ELEVATIONS FOR EXACT TILE LAYOUT. DOTTED LINE DEPICTS WALL TILE LOCATIONS. |
| F.8 | COLUMN TO REMAIN EXPOSED CONCRETE. INSTALL COVERED BASE RB-1. REFER TO ALT. BID 12. |
| F.9 | INSTALL METAL TOP-CAP POWDER COATED TO MATCH PT-3. SEE DETAILS FOR MORE INFORMATION. |
| F.10 | WRAPPED WALL PANEL AWS-6 TO BE INSTALLED AT 1/2" AFF TO 1" FROM FINISHED CEILING HEIGHT. SEE TYPICAL ELEVATIONS. REFER TO ALT. 13. |
| F.11 | PAINT GYPSUM BOARD CEILING PT-1. |
| F.12 | INSTALL 3/4" FIRE RETARDANT TREATED PLYWOOD AT ALL WALLS FROM 20" AFF TO 108" AFF. |
| F.13 | INSTALL FRP-1 FULL HEIGHT. |
| F.14 | INSTALL 1" WIDE STAINLESS STEEL FLAT BAR STOCK AT PAINT TRANSITION. |
| F.15 | REFER TO SPECIFICATION 132100 CONTROLLED ENVIRONMENTAL ROOMS FOR ADDITIONAL FINISH INFORMATION. |
| F.16 | RUBBER BASE TO BE WRAPPED FROM CORRIDOR TO THIS INSIDE CORNER. REMAINING BASE IN CAVE TO BE TERRAZZO. |
| F.17 | PROVIDE A MITERED CORNER AT PRECAST TERRAZZO BASE. |
| F.18 | REFER TO EXTERIOR ENCLOSURE DRAWINGS FOR FINISHES AT THE MECHANICAL PLenums. |
| F.19 | GALVANIZED STEEL AT THE MESANINE LEVEL DOES NOT REQUIRE ADDITIONAL PAINTED COATING, TYP. |

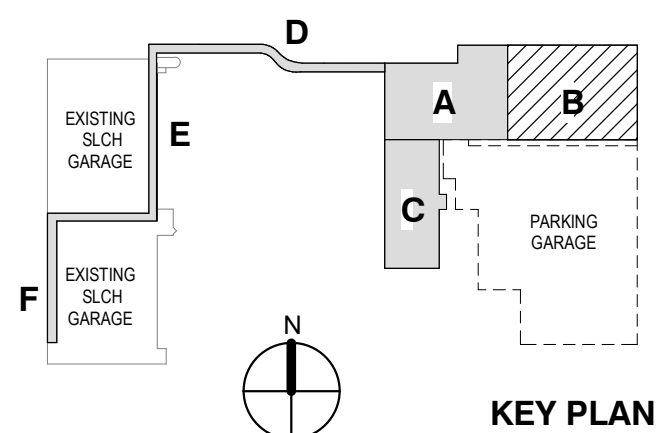


PARKING GARAGE
NOT IN PROJECT'S SCOPE

1 LEVEL RB0A FINISH PLAN - AREA B
1/8" = 1'-0"

4	ADDENDUM 29	13 APR 2021
3	ADDENDUM 27	26 MAR 2021
2	ADDENDUM 24	04 MAR 2021
1	ADDENDUM 22	22 FEB 2021
ISSUED		29 JAN 2021

Rev.	Description	Date
------	-------------	------



Drawing Title:

LEVEL RB0A INTERIOR
FINISH PLAN AREA B

Project No.: 005767.00 Checked by: Checker

A1200AB

© 2012 The Cannon Corporation



GENERAL NOTES - FINISH PLANS


- REFER TO FINISH PLANS FOR EXTENT AND TYPE OF FLOOR AND WALL FINISHES.
- REFER TO REFLECTED CEILING PLANS FOR EXTENT OR CEILING TYPES. GYPSUM BOARD CEILINGS SHALL BE PAINTED PT-1, UNLESS NOTED OTHERWISE.
- REFER TO INTERIOR ELEVATIONS FOR EXTENT AND TYPE OF MILLWORK FINISHES.
- WHERE FLOOR FINISHES CHANGE AT CASED OPENINGS, THE FINISH CHANGE SHALL OCCUR AT THE CENTERLINE OF THE CASED OPENING. WHERE FLOOR FINISHES CHANGE AT DOORWAYS, THE FINISH CHANGE SHALL OCCUR AT THE CENTERLINE OF THE DOOR IN CLOSED POSITION.
- WALL FINISHES SHALL BE MATCHED TO ADJACENT WALLS. DOOR AND FRAME COLOR AND COATING TYPE TO MATCH ADJACENT WALLS. TYPICAL SHEEN OF WM DOORS AND/OR FRAMES TO BE SEMI-GLOSS. WHERE SWC-1 - SWC-4 IS ADJACENT WALL COATING - DOORS AND/OR FRAMES TO BE EPOXY COATING TO MATCH ADJACENT WALL. STAINLESS STEEL DOOR FRAMES TO BE UNPAINTED.
- ALL FLUSH WOOD DOORS SHALL BE STAINED TO MATCH WD-1.
- COMMUNICATING STAIR IN COLLABORATION SPACE: GUARDRAILS AND VERTICAL PICKETS: PT-2, HANDRAILS: WD-1, HANDRAIL BRACKETS: PT-2, GYP BD UNDERSIDE: PT-1, FASCIA: PT-1.
- SINKS IN QUARTZ COUNTERTOPS TO BE STAINLESS STEEL. SHOWERS AT LEVEL 1: REFER TO FINISH PLANS AND DETAILS SHEET A022.
- BLACK SEE TRANSITION DETAILS FOR MORE INFORMATION ON MODELS AND LOCATIONS. AT WDP - PAINT GYP BOARD BEHIND WOOD PANELING.
- PAINT COLOR TO BE PT-1.
- AT AWS - PAINT GYP BOARD BEHIND ACOUSTICAL WALL SYSTEM. AT AWS-1, AWS-2, PAINT COLOR TO BE PT-1. AT AWS-3, AWS-4, PAINT COLOR TO BE PT-1. AT AWS-5, PAINT COLOR TO MATCH ADJACENT WALL. AT FRPRL - PAINT GYP BOARD BEHIND PANELS. PAINT COLOR TO MATCH ADJACENT WALLS.

FINISH TAG LEGEND

- FINISH TAG
- FLOOR
- WALL
- BASE
- WALL FINISH TAG
- PT-1
- FLOOR TRANSITION TAG
- CPT-1
- CPT-2

KEYED NOTES - FINISH PLANS

- | # | DESCRIPTION |
|------|---|
| F.1 | REFER TO INTERIOR ELEVATIONS FOR MORE INFORMATION ON FINISHES AT THIS LOCATION. |
| F.2 | LAYOUT FOR STAINLESS STEEL DIVIDER STRIPS AT TERRAZZO. |
| F.3 | FIRE STAIR FINISHES TO INCLUDE THE FOLLOWING: TREADS AND RISERS - SC-1, HANDRAILS, STAIR PAN, AND STRINGER PAINT - PT-1. WALLS PT-2. CONCRETE COLUMNS TO REMAIN EXPOSED, IF APPLICABLE. |
| F.4 | INSTALL 4'-0" SHEET OF FRP DIRECTLY ABOVE BASE FOR A HEIGHT OF 4'-4" AFF. |
| F.5 | PRECAST TERRAZZO TREADS AND RISERS, TO MATCH ADJACENT TERRAZZO COLOR (TZ-1/TZ-2). |
| F.6 | ALL ROUND COLUMNS TO BE PAINTED PT-2. COLUMN BASE (TZB-1B/TZB-1A) TO MATCH ADJACENT FLOOR FINISH. REFER TO A01XX SERIES FOR GYP. PLASTER FINISH. |
| F.7 | REFER TO RESTROOM ELEVATIONS FOR EXACT TILE LAYOUT. DOTTED LINE DEPICTS WALL TILE LOCATIONS. |
| F.8 | COLUMN TO REMAIN EXPOSED CONCRETE. INSTALL COVER BASE RB-1. REFER TO A1T, BID 12. |
| F.9 | INSTALL METAL TOP CAP POWDER COATED TO MATCH PT-3. SEE DETAILS FOR MORE INFORMATION. |
| F.10 | WRAPPED WALL PANEL AWS-5 TO BE INSTALLED AT 72" AFF TO 1" FROM FINISHED CEILING HEIGHT. SEE TYPICAL ELEVATIONS. REFER TO A11, 13. |
| F.11 | PAINT GYPSUM BOARD CEILING PT-9. |
| F.12 | INSTALL 3/4" FIRE RETARDANT TREATED PLYWOOD AT ALL WALLS FROM 20" AFF TO 108" AFF. |
| F.13 | INSTALL FRP-1 FULL HEIGHT. |
| F.14 | INSTALL 1" WIDE STAINLESS STEEL FLAT BAR STOCK AT PAINT TRANSITION. |
| F.15 | REFER TO SPECIFICATION 132100 CONTROLLED ENVIRONMENTAL ROOMS FOR ADDITIONAL FINISH INFORMATION. |
| F.16 | RUBBER BASE TO BE WRAPPED FROM CORRIDOR TO THIS INSIDE CORNER. REMAINING BASE IN CAFE TO BE TERRAZZO. |
| F.17 | PROVIDE A WATERED CORNER AT PRECAST TERRAZZO BASE. |
| F.18 | REFER TO EXTERIOR ENCLOSURE DRAWINGS FOR FINISHES AT THE MECHANICAL PLenums. |
| F.19 | GALVANIZED STEEL AT THE MESANINE LEVEL DOES NOT REQUIRE ADDITIONAL PAINTED COATING, TYP. |

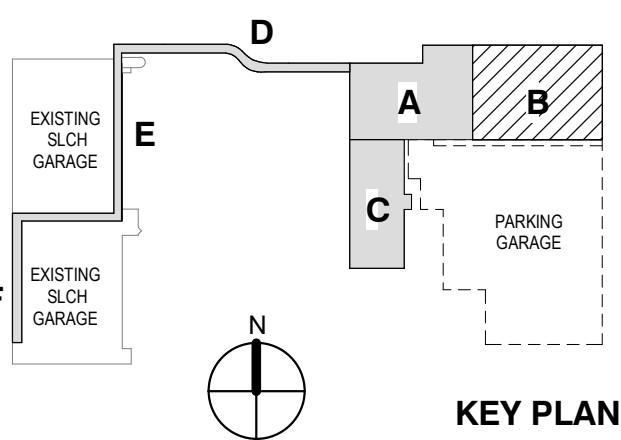


1 LEVEL 01 PLAN
1/8" = 1'-0"

RESTORED GRAPHICS

4	ADDENDUM 29	13 APR 2021
3	ADDENDUM 27	26 MAR 2021
2	ADDENDUM 24	04 MAR 2021
1	ADDENDUM 22	22 FEB 2021
ISSUED		29 JAN 2021

Rev. Description Date



Drawing Title:

LEVEL RB01 INTERIOR
FINISH PLAN AREA B

Project No.: 005767.00 Checked by: Checker

A1201B

GENERAL NOTES - FINISH PLANS

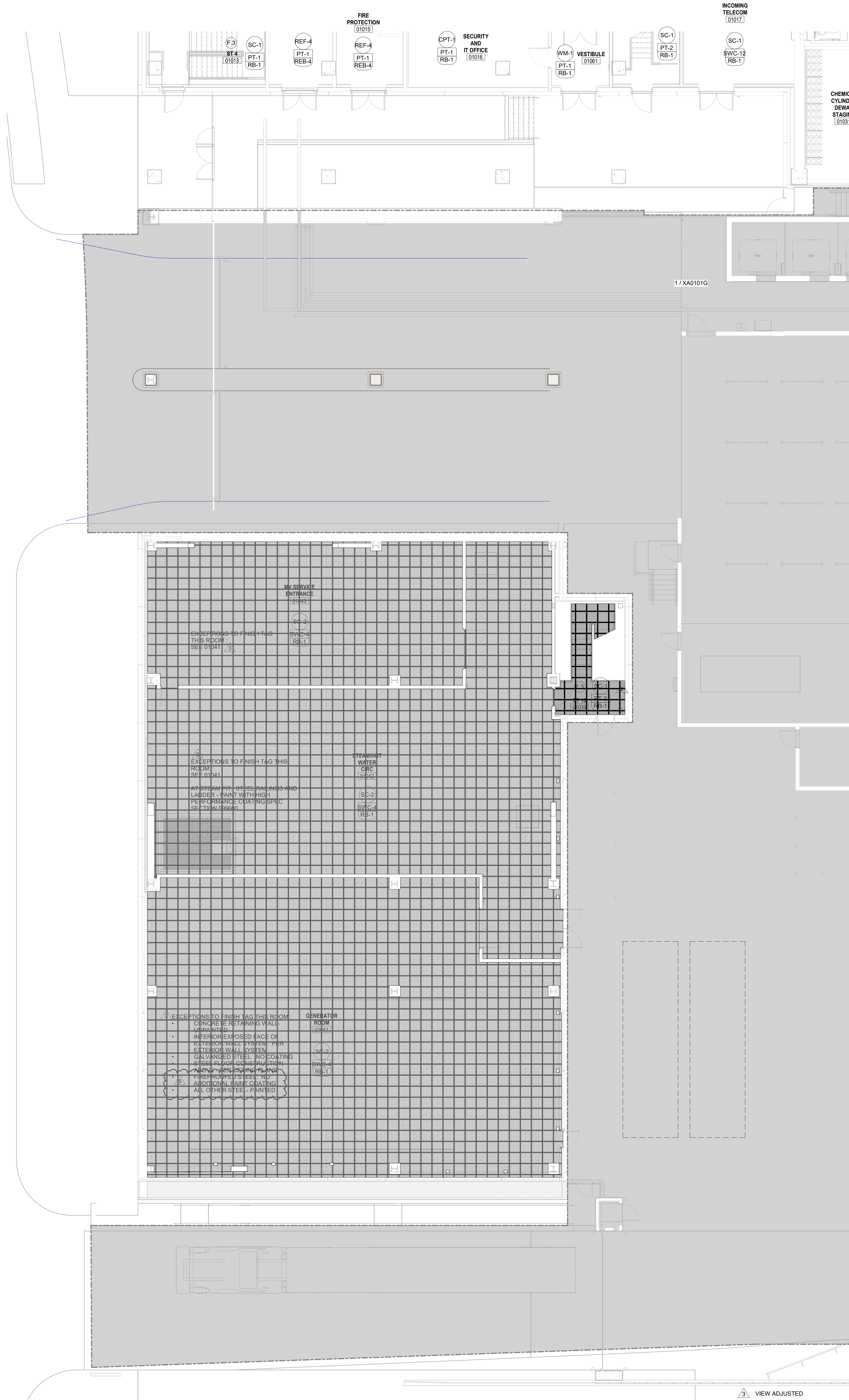

- REFER TO FINISH PLANS FOR EXTENT AND TYPE OF FLOOR AND WALL FINISHES.
- REFER TO REFLECTED CEILING PLANS FOR EXTENT OR CEILING TYPES. GYPSUM BOARD CEILINGS SHALL BE PAINTED PT-1. U.N.O.
- REFER TO INTERIOR ELEVATIONS FOR EXTENT AND TYPE OF MILLWORK FINISHES.
- WHERE FLOOR FINISHES CHANGE AT CASSED OPENINGS, THE FINISH CHANGE SHALL OCCUR AT THE CENTERLINE OF THE CASSED OPENING. WHERE FLOOR FINISHES CHANGE AT DOORWAYS, THE FINISH CHANGE SHALL OCCUR AT THE CENTERLINE OF THE DOOR IN CLOSED POSITION.
- HOLLOW METAL FRAMES AND DOORS: DOOR AND FRAME COLOR AND COATING TYPE TO MATCH ADJACENT WALLS. TYPICAL SHEEN OF HM DOORS AND/OR FRAMES TO BE SEMI-GLOSS. WHERE SWC-1 - SWC-4 IS ADJACENT WALL COATING - DOORS AND/OR FRAMES TO BE EPOXY COATING TO MATCH ADJACENT WALL. STAINLESS STEEL DOOR FRAMES TO BE UNPAINTED.
- ALL FLUSH WOOD DOORS SHALL BE STAINED TO MATCH WD-1.
- COMMUNICATING STAIR IN COLLABORATION SPACE: GUARDRAILS AND VERTICAL PICKETS: PT-2, STRINGERS AND EXPOSED STRUCTURE: PT-1, HANDRAILS: WD-1, HANDRAIL BRACKETS: PT-2, GYP BD UNDERSIDE: PT-1, FASCIA: PT-1.
- SINKS IN QUARTZ COUNTERTOPS TO BE STAINLESS STEEL UNDERMOUNT.
- SHOWERS AT LEVEL 1: REFER TO FINISH PLANS AND DETAILS SHEET A0522.
- ALL RESILIENT TRANSITIONS TO BE TARKETT COLOR BLACK. SEE TRANSITION DETAILS FOR MORE INFORMATION ON MODELS AND LOCATIONS.
- AT WDP - PAINT GYP BOARD BEHIND WOOD PANELING. PAINT COLOR TO BE PT-2.
- AT AWS - PAINT GYP BOARD BEHIND ACOUSTICAL WALL SYSTEM. AT AWS-1, AWS-2 - PAINT COLOR TO BE PT-1, AT AWS-3, AWS-4, PAINT COLOR TO BE PT-X. AT AWS-5, PAINT COLOR TO MATCH ADJACENT WALL.
- AT PP1PRL - PAINT GYP BOARD BEHIND PANELS. PAINT COLOR TO MATCH ADJACENT WALLS.

FINISH TAG LEGEND

FLOOR	FLOOR FINISH TAG
WALL	WALL FINISH TAG
BASE	FLOOR TRANSITION TAG
PT-1	CPT-1
PT-2	CPT-2

KEYED NOTES - FINISH PLANS

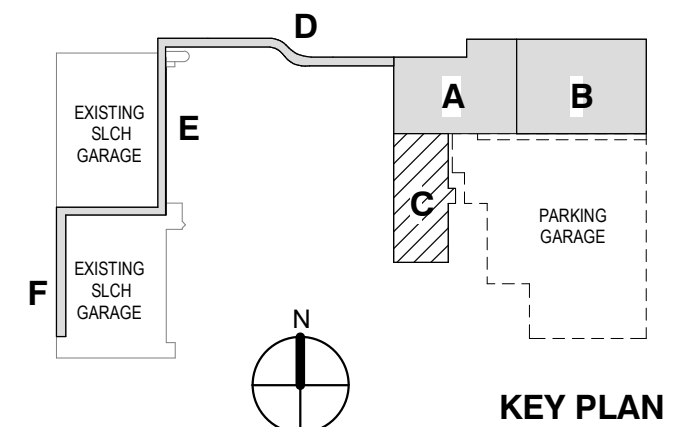
- | # | DESCRIPTION |
|------|---|
| F.1 | REFER TO INTERIOR ELEVATIONS FOR MORE INFORMATION ON FINISHES AT THIS LOCATION. |
| F.2 | LAYOUT FOR STAINLESS STEEL DIVIDER STRIPS AT TERRAZZO. |
| F.3 | FIRE STAIR FINISHES TO INCLUDE THE FOLLOWING: TREADS AND RISERS - SC-1, HANDRAILS, STAIR PAN, AND STRINGER PAINT - PT-1, WALLS PT-2, CONCRETE COLUMNS TO REMAIN EXPOSED, IF APPLICABLE. |
| F.4 | INSTALL 4'-0" SHEET OF FRP DIRECTLY ABOVE BASE FOR A HEIGHT OF 4'-0" AFF. |
| F.5 | PRECAST TERRAZZO TREADS AND RISERS, TO MATCH ADJACENT TERRAZZO COLOR (12-11/2-2). |
| F.6 | ALL ROUND COLUMNS TO BE PAINTED PT-2, COLUMN BASE (17B-1B/7B-1A) TO MATCH ADJACENT FLOOR FINISH. REFER TO A05X SERIES FOR GYP PLASTER FINISH. |
| F.7 | REFER TO RESTROOM ELEVATIONS FOR EXACT TILE LAYOUT. DOTTED LINE DEPICTS WALL TILE LOCATIONS. |
| F.8 | COLUMN TO REMAIN EXPOSED CONCRETE. INSTALL COVED BASE RB-1. REFER TO ALT. BID 12. |
| F.9 | INSTALL METAL TOP CAP POWDER COATED TO MATCH PT-3. SEE DETAILS FOR MORE INFORMATION. |
| F.10 | WRAPPED WALL PANEL AWS-5 TO BE INSTALLED AT 12" AFF TO 1" FROM FINISHED CEILING HEIGHT. SEE TYPICAL ELEVATIONS. REFER TO ALT. 13. |
| F.11 | PAINT GYPSUM BOARD CEILING PT-2. |
| F.12 | INSTALL 3/4" FIRE RETARDANT TREATED PLYWOOD AT ALL WALLS FROM 20" AFF TO 108" AFF. |
| F.13 | INSTALL FRP-1 FULL HEIGHT. |
| F.14 | INSTALL 1" WIDE STAINLESS STEEL FLAT BAR STOCK AT PAINT TRANSITION. |
| F.15 | REFER TO SPECIFICATION 132100 CONTROLLED ENVIRONMENTAL ROOMS FOR ADDITIONAL FINISH INFORMATION. |
| F.16 | RUBBER BASE TO BE WRAPPED FROM CORRIDOR TO THIS INSIDE CORNER. REMAINING BASE IN CAVE TO BE TERRAZZO. |
| F.17 | PROVIDE A MITERED CORNER AT PRECAST TERRAZZO BASE. |
| F.18 | REFER TO EXTERIOR ENCLOSURE DRAWINGS FOR FINISHES AT THE MECHANICAL PLENUMS. |
| F.19 | GALVANIZED STEEL AT THE MEASURING LEVEL DOES NOT REQUIRE ADDITIONAL PAINTED COATING, TYP. |



1 LEVEL 01 PLAN
1/8" = 1'-0"

5	ADDENDUM 34	30 APR 2021
4	ADDENDUM 29	13 APR 2021
3	ADDENDUM 27	26 MAR 2021
2	ADDENDUM 24	04 MAR 2021
1	ADDENDUM 22	22 FEB 2021
	ISSUED	29 JAN 2021

Rev.	Description	Date
------	-------------	------



Drawing Title:

LEVEL RB01 INTERIOR
FINISH PLAN AREA C




Project No.: 005767.00 Checked by: Checker

A1201C

GENERAL NOTES - FINISH PLANS

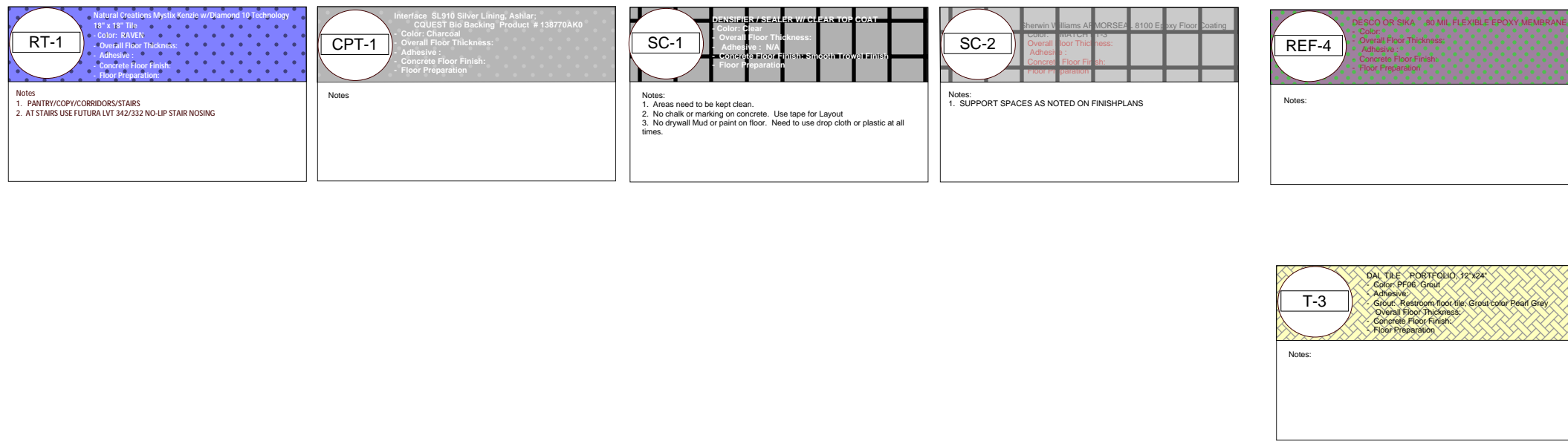
- REFER TO FINISH PLANS FOR EXTENT AND TYPE OF FLOOR AND WALL FINISHES.
- REFER TO REFLECTED CEILING PLANS FOR EXTENT OR CEILING TYPES. GYPSUM BOARD CEILINGS SHALL BE PAINTED PT-1, UNO.
- REFER TO INTERIOR ELEVATIONS FOR EXTENT AND TYPE OF MILLWORK FINISHES.
- WHERE FLOOR FINISHES CHANGE AT CASED OPENINGS, THE FINISH CHANGE SHALL OCCUR AT THE CENTERLINE OF THE CASED OPENING. WHERE FLOOR FINISHES CHANGE AT DOORWAYS, THE FINISH CHANGE SHALL OCCUR AT THE CENTERLINE OF THE DOOR IN A CLOSED POSITION.
- HOLLOW METAL FRAMES AND DOORS: DOOR AND FRAME COLOR AND COATING TYPE TO MATCH ADJACENT WALLS. TYPICAL SHEEN OF HM DOORS AND/OR FRAMES TO BE SEMI-GLOSS. WHERE SWC-1 - SWC-4 IS ADJACENT WALL COATING - DOORS AND/OR FRAMES TO BE EPOXY COATING TO MATCH ADJACENT WALL. STAINLESS STEEL DOOR FRAMES TO BE UNPAINTED.
- ALL FLUSH WOOD DOORS SHALL BE STAINED TO MATCH HW-1.
- COMMUNICATING STAIR IN COLLABORATION SPACE; GUARDRAILS AND VERTICAL PICKETS: PT-2, STRINGERS AND EXPOSED STRUCTURE: PT-1, HANDRAILS: HW-1, HANDRAIL BRACKETS: PT-2, GYP BD UNDERSIDE: PT-1, FASCIA: PT-1.
- SINKS IN QUARTZ COUNTERTOPS TO BE STAINLESS STEEL UNDERMOUNT.
- SHOWERS AT LEVEL 1: REFER TO FINISH PLANS AND DETAILS SHEET A002.
- ALL RESILIENT TRANSITIONS TO BE TARKETT COLOR BLACK. SEE TRANSITION DETAILS FOR MORE INFORMATION ON MODELS AND LOCATIONS.
- AT WOP - PAINT GYP BOARD BEHIND WOOD PANELING. PAINT COLOR TO BE PT-9.
- AT AWS - PAINT GYP BOARD BEHIND ACOUSTICAL WALL SYSTEM. AT AWS-1, AWS-2, PAINT COLOR TO BE PT-1. AT AWS-3, AWS-4, PAINT COLOR TO BE PT-X. AT AWS-5, PAINT COLOR TO MATCH ADJACENT WALL.
- AT FRP/PL - PAINT GYP BOARD BEHIND PANELS. PAINT COLOR TO MATCH ADJACENT WALLS.

FINISH TAG LEGEND

FINISH TAG	
WALL FINISH TAG	
FLOOR TRANSITION TAG	

KEYED NOTES - FINISH PLANS

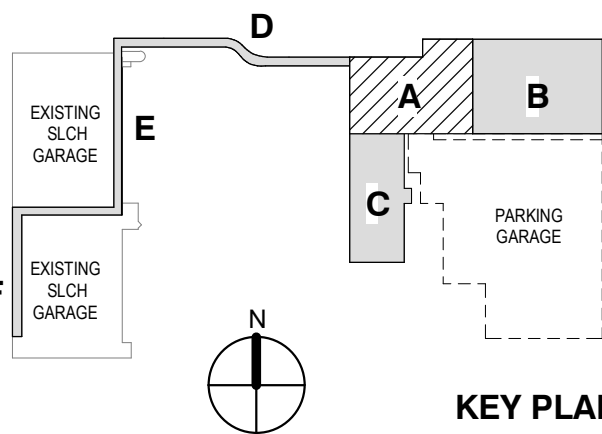
- | # | DESCRIPTION |
|------|---|
| F.1 | REFER TO INTERIOR ELEVATIONS FOR MORE INFORMATION ON FINISHES AT THIS LOCATION. |
| F.2 | LAYOUT FOR STAINLESS STEEL DIVIDER STRIPS AT TERRAZZO. |
| F.3 | FIRE STAIR FINISHES TO INCLUDE THE FOLLOWING: TREADS AND RISERS - SC-1, HANDRAILS, STAIR PAN, AND STRINGER PAINT - PT-1, WALLS PT-2, CONCRETE COLUMNS TO REMAIN EXPOSED, IF APPLICABLE. |
| F.4 | INSTALL 4'-0" SHEET OF FRP DIRECTLY ABOVE BASE FOR A HEIGHT OF 4'-4" AFF. |
| F.5 | PRECAST TERRAZZO TREADS AND RISERS, TO MATCH ADJACENT TERRAZZO COLOR (TZ-1/TZ-2). |
| F.6 | ALL ROUND COLUMNS TO BE PAINTED PT-2. COLUMN BASE (TZB-1B/TZB-1A) TO MATCH ADJACENT FLOOR FINISH. REFER TO A01XX SERIES FOR GYP. PLASTER FINISH. |
| F.7 | REFER TO RESTROOM ELEVATIONS FOR EXACT TILE LAYOUT. DOTTED LINE DEPICTS WALL TILE LOCATIONS. |
| F.8 | COLUMN TO REMAIN EXPOSED CONCRETE. INSTALL COVER BASE RB-1. REFER TO A/LT. BID 12. |
| F.9 | INSTALL METAL TOP CAP POWDER COATED TO MATCH PT-3. SEE DETAILS FOR MORE INFORMATION. |
| F.10 | WRAPPED WALL PANEL AWS-5 TO BE INSTALLED AT 7'-0" AFF TO 1' FROM FINISHED CEILING HEIGHT. SEE TYPICAL ELEVATIONS. REFER TO A/LT. 13. |
| F.11 | PAINT GYPSUM BOARD CEILING PT-9. |
| F.12 | INSTALL 5/8" FIRE RETARDANT TREATED PLYWOOD AT ALL WALLS FROM 2'-0" AFF TO 10'-0" AFF. |
| F.13 | INSTALL FRP-1 FULL HEIGHT. |
| F.14 | INSTALL 1" WIDE STAINLESS STEEL FLAT BAR STOCK AT PAINT TRANSITION. |
| F.15 | REFER TO SPECIFICATION 132100 CONTROLLED ENVIRONMENTAL ROOMS FOR ADDITIONAL FINISH INFORMATION. |
| F.16 | RUBBER BASE TO BE WRAPPED FROM CORRIDOR TO THIS INSIDE CORNER. REMAINING BASE IN CAFE TO BE TERRAZZO. |
| F.17 | PROVIDE A MITERED CORNER AT PRECAST TERRAZZO BASE. |
| F.18 | REFER TO EXTERIOR ENCLOSURE DRAWINGS FOR FINISHES AT THE MECHANICAL PLENUMS. |
| F.19 | GALVANIZED STEEL AT THE MESANINE LEVEL DOES NOT REQUIRE ADDITIONAL PAINTED COATING, TYP. |



1 LEVEL RB02 FINISH PLAN - AREA A
1/8" = 1'-0"

5	CPR 073	11 JUN 2021
4	CPR 070	21 MAY 2021
3	ADDENDUM 29	13 APR 2021
2	ADDENDUM 24	04 MAR 2021
1	ADDENDUM 22	22 FEB 2021
	ISSUED	29 JAN 2021

Rev.	Description	Date
------	-------------	------



Drawing Title:

LEVEL RB02 INTERIOR
FINISH PLAN AREA A






Project No.: 005767.00 Checked by: Checker

A1202A

GENERAL NOTES - FINISH PLANS


- REFER TO FINISH PLANS FOR EXTENT AND TYPE OF FLOOR AND WALL FINISHES.
- REFER TO REFLECTED CEILING PLANS FOR EXTENT OR CEILING TYPES. GYPSUM BOARD CEILINGS SHALL BE PAINTED PT-1, UNLESS NOTED OTHERWISE.
- REFER TO INTERIOR ELEVATIONS FOR EXTENT AND TYPE OF MILLWORK FINISHES.
- WHERE FLOOR FINISHES CHANGE AT CASED OPENINGS, THE FINISH CHANGE SHALL OCCUR AT THE CENTERLINE OF THE CASED OPENING. WHERE FLOOR FINISHES CHANGE AT DOORWAYS, THE FINISH CHANGE SHALL OCCUR AT THE CENTERLINE OF THE DOOR IN CLOSED POSITION.
- HOLLOW METAL FRAMES AND DOORS, DOOR AND FRAME COLOR AND COATING TYPE TO MATCH ADJACENT WALLS. TYPICAL SHEEN OF HM DOORS AND/OR FRAMES TO BE SEMI-GLOSS. WHERE SWC-1, SWC-4 IS ADJACENT WALL COATING - DOORS AND/OR FRAMES TO BE EPOXY COATING TO MATCH ADJACENT WALL. STAINLESS STEEL DOOR FRAMES TO BE UNPAINTED.
- ALL FLUSH WOOD DOORS SHALL BE STAINED TO MATCH WD-1.
- COMMUNICATING STAIR IN COLLABORATION SPACE; GUARDRAILS AND VERTICAL PICKETS: PT-2, STRINGERS AND EXPOSED STRUCTURE: PT-1, HANDRAILS: WD-1.
- HANDRAIL BRACKETS: PT-2.
- GYP RD UNDERSIDE: PT-1.
- FASCIA: PT-1.
- SINKS IN QUARTZ COUNTERTOPS TO BE STAINLESS STEEL UNDERMOUNT.
- SHOWERS AT LEVEL 1: REFER TO FINISH PLANS AND DETAILS SHEET A0922.
- ALL RESILIENT TRANSITIONS TO BE TARKETT COLOR BLACK. SEE TRANSITION DETAILS FOR MORE INFORMATION ON MODELS AND LOCATIONS.
- AT WDP - PAINT GYP BOARD BEHIND WOOD PANELING. PAINT COLOR TO BE PT-9.
- AT AWS - PAINT GYP BOARD BEHIND ACOUSTICAL WALL SYSTEM. AT AWS-1, AWS-2 - PAINT COLOR TO BE PT-1, AT AWS-3, AWS-4 - PAINT COLOR TO BE PT-X. AT AWS-5 - PAINT COLOR TO MATCH ADJACENT WALL.
- AT FRPRL - PAINT GYP BOARD BEHIND PANELS. PAINT COLOR TO MATCH ADJACENT WALLS.

FINISH TAG LEGEND

FINISH TAG	 FLOOR
WALL FINISH TAG	 WALL
	 BASE
FLOOR TRANSITION TAG	 CPT-1
	 CPT-2

KEYED NOTES - FINISH PLANS

- | # | DESCRIPTION |
|------|---|
| F.1 | REFER TO INTERIOR ELEVATIONS FOR MORE INFORMATION ON FINISHES AT THIS LOCATION. |
| F.2 | LAYOUT FOR STAINLESS STEEL DIVIDER STRIPS AT TERRAZZO. |
| F.3 | FIRE STAIR FINISHES TO INCLUDE THE FOLLOWING: TREADS AND RISERS - SC-1, HANDRAILS, STAIR PAN, AND STRINGER PAINT - PT-1, WALLS PT-2. CONCRETE COLUMNS TO REMAIN EXPOSED, IF APPLICABLE. |
| F.4 | INSTALL 4'-0" SHEET OF FRP DIRECTLY ABOVE BASE FOR A HEIGHT OF 4'-4" AFF. |
| F.5 | PRECAST TERRAZZO TREADS AND RISERS, TO MATCH ADJACENT TERRAZZO COLOR (TZ-1/TZ-2). |
| F.6 | ALL ROUND COLUMNS TO BE PAINTED PT-2. COLUMN BASE (TZB-1B/TZB-1A) TO MATCH ADJACENT FLOOR FINISH. REFER TO A01XX SERIES FOR GYP. PLASTER FINISH. |
| F.7 | REFER TO RESTROOM ELEVATIONS FOR EXACT TILE LAYOUT. DOTTED LINE DEPICTS WALL TILE LOCATIONS. |
| F.8 | COLUMN TO REMAIN EXPOSED CONCRETE. INSTALL COVERED BASE RB-1. REFER TO A.11, B.10, 12. |
| F.9 | INSTALL METAL TOP CAP POWDER COATED TO MATCH PT-3. SEE DETAILS FOR MORE INFORMATION. |
| F.10 | WRAPPED WALL PANEL AWS-5 TO BE INSTALLED AT 72" AFF TO 1" FROM FINISHED CEILING HEIGHT. SEE TYPICAL ELEVATIONS. REFER TO A.11, 13. |
| F.11 | PAINT GYPSUM BOARD CEILING PT-9. |
| F.12 | INSTALL 3/4" FIRE RETARDANT TREATED PLYWOOD AT ALL WALLS FROM 20" AFF TO 100" AFF. |
| F.13 | INSTALL FRP-1 FULL HEIGHT. |
| F.14 | INSTALL 1" WIDE STAINLESS STEEL FLAT BAR STOCK AT PAINT TRANSITION. |
| F.15 | REFER TO SPECIFICATION 132100 CONTROLLED ENVIRONMENTAL ROOMS FOR ADDITIONAL FINISH INFORMATION. |
| F.16 | RUBBER BASE TO BE WRAPPED FROM CORRIDOR TO THIS INSIDE CORNER. REMAINING BASE IN CAFE TO BE TERRAZZO. |
| F.17 | PROVIDE A MITERED CORNER AT PRECAST TERRAZZO BASE. |
| F.18 | REFER TO EXTERIOR ENCLOSURE DRAWINGS FOR FINISHES AT THE MECHANICAL PLENUMS. |
| F.19 | GALVANIZED STEEL AT THE MESANINE LEVEL DOES NOT REQUIRE ADDITIONAL PAINTED COATING, TYP. |



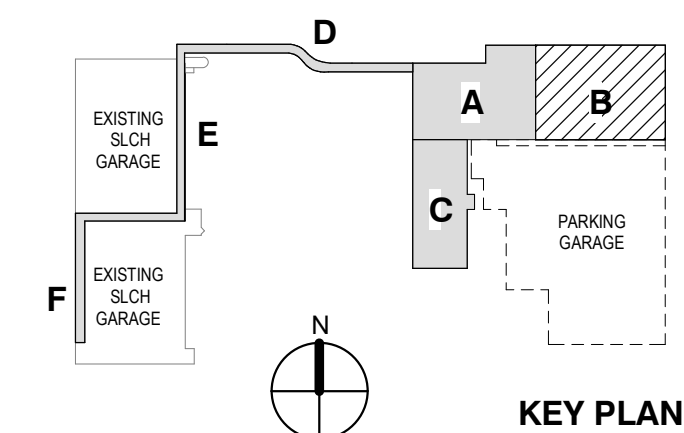
PARKING GARAGE
NOT IN PROJECT'S SCOPE

1 LEVEL RB02 FINISH PLAN - AREA B

1/8" = 1'-0"

6	CPR 070	21 MAY 2021
5	ADDENDUM 34	30 APR 2021
4	ADDENDUM 29	13 APR 2021
3	ADDENDUM 27	26 MAR 2021
2	ADDENDUM 24	04 MAR 2021
1	ADDENDUM 22	22 FEB 2021
	ISSUED	29 JAN 2021

Rev.	Description	Date
------	-------------	------




Drawing Title:

LEVEL RB02 INTERIOR FINISH PLAN AREA B

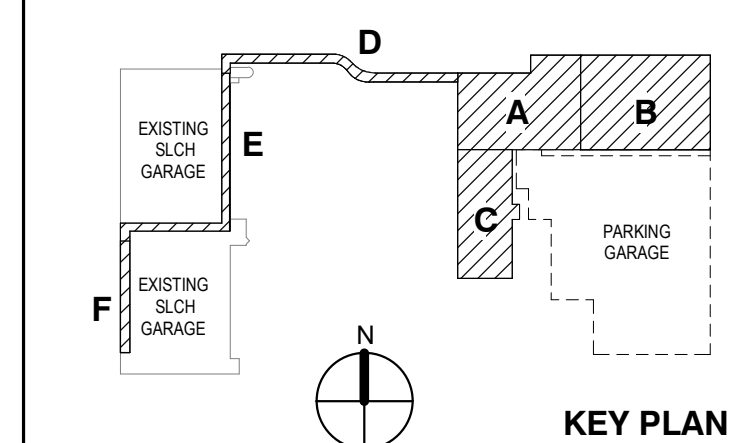
Project No.: 005767.00 Checked by: Checker

A1202B

#	DESCRIPTION
F.1	REFER TO INTERIOR ELEVATIONS FOR MORE INFORMATION.
F.2	LAYOUT FOR STAINLESS STEEL DIVIDER STRIPS AT TERRAZZO
F.3	FINISH: FINISHES TO INCLUDE THE FOLLOWING: TILES AND RISERS - SC-1, HANDRAILS, STAIR PANELS - RIBBED PATTERN, STAIR CASES - POLISHED CONCRETE COUNTERTOPS TO REMAIN EXPOSED. IF APPLICABLE.
F.4	INSTALL 1/8" SHEET OF FRP DIRECTLY ABOVE TERRAZZO FOR A HEIGHT OF 4'-4" AFF.
F.5	DESIGN TERRAZZO TIEBARS AND RISERS, TO MATCH ADJACENT TERRAZZO COORD. (RT-17Z-TA)
F.6	ALL ROUND COLUMNS TO BE PAINTED PT-2, COLUMN HEADS TO BE PAINTED PT-2. ALL FLOOR FINISH - REFER TO A10X SERIES SERV. FOR FINISH.
F.7	REFER TO RESTROOM ELEVATIONS FOR EXACT LAYOUT. LAYOUT LIMITED SPACE DETAILS WALL & LOCATIONS.
F.8	COLUMN TO REMAIN EXPOSED CONCRETE. INSTALL COATED REBAR 1/2"
F.9	INSTALL METAL TOP CAP POWDER COATED TO MATCH TERRAZZO COLOR. PROVIDE AN INFORMATION WRAPPED WALL PANEL ABOVE TO BE INSTALLED AT 72" AFF TO 7' FROM FINISHED CEILING HEIGHT. SEE TERRAZZO ELEVATIONS.
F.10	PANEL GYPSUM BOARD CEILING PT. 2
F.12	INSTALL 3/4" FIRE RETARDANT TREATED PLYWOOD ON TOP OF FRP. 1/2" TO 195" AFF.
F.14	INSTALL FRP-1 FULL HEIGHT INSTALL 1" WIDE STAINLESS STEEL BAR STAG AT PANEL TRANSITION.
	REFER TO SPECIFICATION #32100 CONTROLLED EXPANSION JOINTS FOR ADDITIONAL FINISH INFORMATION.
	DO NOT HAVE TO BE WRAPPED FROM CORRIDOR TO THIS INSIDE CORNER. REMAINING BARE IN CAPT. TO TERRAZZO
	PROVIDE 1 MITERED CORNER AT PRECATCHER TERRAZZO BASE
	INTERIOR ENCLOSURE DRAWINGS FOR FINISHES AT THE MECHANICAL PLUMB.
	GALVANIZED STEEL AT THE MESSENGE LEVEL DOES NOT REQUIRE ADDITIONAL FINISHES. TYPE 1, TYPE 2




6	CPR 070	21 MAY 2021
5	ADDENDUM 34	30 APR 2021
4	ADDENDUM 29	13 APR 2021
3	ADDENDUM 27	26 MAR 2021
2	ADDENDUM 24	04 MAR 2021
1	ADDENDUM 22	22 FEB 2021



A1202C

© 2012 The Cannon Corporation



GENERAL NOTES - FINISH PLANS

- REFER TO FINISH PLANS FOR EXTENT AND TYPE OF FLOOR AND WALL FINISHES.
- REFER TO REFLECTED CEILING PLANS FOR EXTENT OR CEILING TYPES. GYPSUM BOARD CEILINGS SHALL BE PAINTED PT-1. UNO.
- REFER TO INTERIOR ELEVATIONS FOR EXTENT AND TYPE OF MILLWORK FINISHES.
- WHERE FLOOR FINISHES CHANGE AT CASED OPENINGS, THE FINISH CHANGE SHALL OCCUR AT THE CENTERLINE OF THE CASED OPENING. WHERE FLOOR FINISHES CHANGE AT DOORWAYS, THE FINISH CHANGE SHALL OCCUR AT THE CENTERLINE OF THE DOOR IN CLOSED POSITION.
1. HOLLOW METAL FRAMES AND DOORS, DOOR AND FRAME COLOR AND COATING TYPE TO MATCH ADJACENT WALLS. TYPICAL SIZES OF HM DOORS AND/OR FRAMES TO BE SEMI-GLOSS. WHERE SWC-1 - SWC-4 IS ADJACENT WALL COATING - DOORS AND/OR FRAMES TO BE EPOXY COATING TO MATCH ADJACENT WALL. STAINLESS STEEL DOOR FRAMES TO BE UNPAINTED.
- ALL FLUSH WOOD DOORS SHALL BE STAINED TO MATCH WD-1.
- COMMUNICATING STAIR IN COLLABORATION SPACE; GUARDRAILS AND VERTICAL PICKETS: PT-2, STRINGERS AND EXPOSED STRUCTURE: PT-1, HANDRAILS: WD-1, HANDRAIL BRACKETS: PT-2, GYP BD UNDERSIDE: PT-1, FASCIA: PT-1.
- SINKS IN QUARTZ COUNTERTOPS TO BE STAINLESS STEEL. SHOWERS AT LEVEL 1: REFER TO FINISH PLANS AND DETAILS SHEET 0002.
- ALL SELECT FINISHES TO BE MATCHED TO COLOR INFORMATION ON MODELS AND LOCATIONS.
- AT WDP - PAINT GYP BOARD BEHIND WOOD PANELING. PAINT COLOR TO BE PT-5.
- AT AWS - PAINT GYP BOARD BEHIND ACOUSTICAL WALL SYSTEM. AT AWS-1, AWS-2, PAINT COLOR TO BE PT-1. AT AWS-3, AWS-4, PAINT COLOR TO BE PT-X. AT AWS-5, PAINT COLOR TO MATCH ADJACENT WALL.
- AT FRP/RL - PAINT GYP BOARD BEHIND PANELS. PAINT COLOR TO MATCH ADJACENT WALLS.

FINISH TAG LEGEND

FINISH TAG	FLOOR	WALL	BASE
WALL FINISH TAG			
FLOOR TRANSITION TAG			

KEYED NOTES - FINISH PLANS

- | # | DESCRIPTION |
|------|---|
| F.1 | REFER TO INTERIOR ELEVATIONS FOR MORE INFORMATION ON FINISHES AT THIS LOCATION. |
| F.2 | LAYOUT FOR STAINLESS STEEL DIVIDER STRIPS AT TERRAZZO. |
| F.3 | FIRE STAIR FINISHES TO INCLUDE THE FOLLOWING: TREADS AND RISERS - SC-1, HANDRAILS, STAIR PAN, AND STRINGER PAINT - PT-1, WALLS PT-2, CONCRETE COLUMNS TO REMAIN EXPOSED, IF APPLICABLE. |
| F.4 | INSTALL 4" FRP SHEET OF FRP DIRECTLY ABOVE BASE FOR A HEIGHT OF 4" AFF. |
| F.5 | PRECAST TERRAZZO TREADS AND RISERS, TO MATCH ADJACENT TERRAZZO COLOR (TZ-1/TZ-2). |
| F.6 | ALL ROUND COLUMNS TO BE PAINTED PT-2. COLUMN BASE (TZB-1/TZB-1A) TO MATCH ADJACENT FLOOR FINISH. REFER TO A21XX SERIES FOR GYP. PLASTER FINISH. |
| F.7 | REFER TO RESTROOM ELEVATIONS FOR EXACT TILE LAYOUT. DOTTED LINE DEPICTS WALL TILE LOCATIONS. |
| F.8 | COLUMN TO REMAIN EXPOSED CONCRETE. INSTALL COVED BASE RB-1. REFER TO ALT. BID 12. |
| F.9 | INSTALL METAL TOP CAP POWDER COATED TO MATCH PT-3. SEE DETAILS FOR MORE INFORMATION. |
| F.10 | WRAPPED WALL PANEL AWS-5 TO BE INSTALLED AT 1/2" AFF TO 1" FROM FINISHED CEILING HEIGHT. SEE TYPICAL ELEVATIONS. REFER TO ALT. 13. |
| F.11 | PAINT GYPSUM BOARD CEILING PT-9. |
| F.12 | INSTALL 3/4" FIRE RETARDANT TREATED PLYWOOD AT ALL WALLS FROM 20" AFF TO 108" AFF. |
| F.13 | INSTALL FRP-1 FULL HEIGHT. |
| F.14 | INSTALL 1" WIDE STAINLESS STEEL FLAT BAR STOCK AT PAINT TRANSITION. |
| F.15 | REFER TO SPECIFICATION 132100 CONTROLLED ENVIRONMENTAL ROOMS FOR ADDITIONAL FINISH INFORMATION. |
| F.16 | RUBBER BASE TO BE WRAPPED FROM CORRIDOR TO THIS INSIDE CORNER. REMAINING BASE IN CAFE TO BE TERRAZZO. |
| F.17 | PROVIDE A MITERED CORNER AT PRECAST TERRAZZO BASE. |
| F.18 | REFER TO EXTERIOR ENCLOSURE DRAWINGS FOR FINISHES AT THE MECHANICAL PLenums. |
| F.19 | GALVANIZED STEEL AT THE MESANINE LEVEL DOES NOT REQUIRE ADDITIONAL PAINTED COATING TYP. |

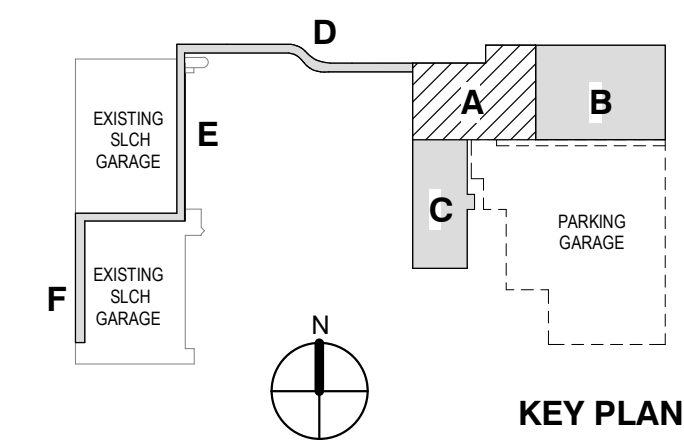
TZ-1 TERRAZZO 1. TERRAZZO TREADS AND RISERS TO BE MATCHED TO COLOR INFORMATION ON MODELS AND LOCATIONS. 2. TERRAZZO TREADS AND RISERS TO BE MATCHED TO COLOR INFORMATION ON MODELS AND LOCATIONS.	PT-1 PAINT 1. PAINT GYP BOARD BEHIND WOOD PANELING. 2. PAINT GYP BOARD BEHIND ACOUSTICAL WALL SYSTEM.	RS-1 RISER 1. RISER TO BE MATCHED TO COLOR INFORMATION ON MODELS AND LOCATIONS. 2. RISER TO BE MATCHED TO COLOR INFORMATION ON MODELS AND LOCATIONS.	REF-1 REFERENCE 1. REFERENCE TO SPECIFICATION 132100 CONTROLLED ENVIRONMENTAL ROOMS FOR ADDITIONAL FINISH INFORMATION. 2. REFERENCE TO SPECIFICATION 132100 CONTROLLED ENVIRONMENTAL ROOMS FOR ADDITIONAL FINISH INFORMATION.
T-3 TERRAZZO 1. TERRAZZO TREADS AND RISERS TO BE MATCHED TO COLOR INFORMATION ON MODELS AND LOCATIONS. 2. TERRAZZO TREADS AND RISERS TO BE MATCHED TO COLOR INFORMATION ON MODELS AND LOCATIONS.	CPT-1 CORRIDOR 1. CORRIDOR TO BE MATCHED TO COLOR INFORMATION ON MODELS AND LOCATIONS. 2. CORRIDOR TO BE MATCHED TO COLOR INFORMATION ON MODELS AND LOCATIONS.	SC-1 SCAFFOLD 1. SCAFFOLD TO BE MATCHED TO COLOR INFORMATION ON MODELS AND LOCATIONS. 2. SCAFFOLD TO BE MATCHED TO COLOR INFORMATION ON MODELS AND LOCATIONS.	
	CPT-5 CORRIDOR 1. CORRIDOR TO BE MATCHED TO COLOR INFORMATION ON MODELS AND LOCATIONS. 2. CORRIDOR TO BE MATCHED TO COLOR INFORMATION ON MODELS AND LOCATIONS.		
	WM-1 WOOD MILLWORK 1. WOOD MILLWORK TO BE MATCHED TO COLOR INFORMATION ON MODELS AND LOCATIONS. 2. WOOD MILLWORK TO BE MATCHED TO COLOR INFORMATION ON MODELS AND LOCATIONS.		



1 LEVEL RB03 FINISH PLAN - AREA A
1/8" = 1'-0"

4	ADDENDUM 29	13 APR 2021
3	ADDENDUM 27	26 MAR 2021
2	ADDENDUM 24	04 MAR 2021
1	ADDENDUM 22	22 FEB 2021
ISSUED		29 JAN 2021

Rev.	Description	Date
------	-------------	------



Drawing Title:

LEVEL RB03 INTERIOR
FINISH PLAN AREA A

Project No.: 005767.00 Checked by: Checker

A1203A

GENERAL NOTES - FINISH PLANS

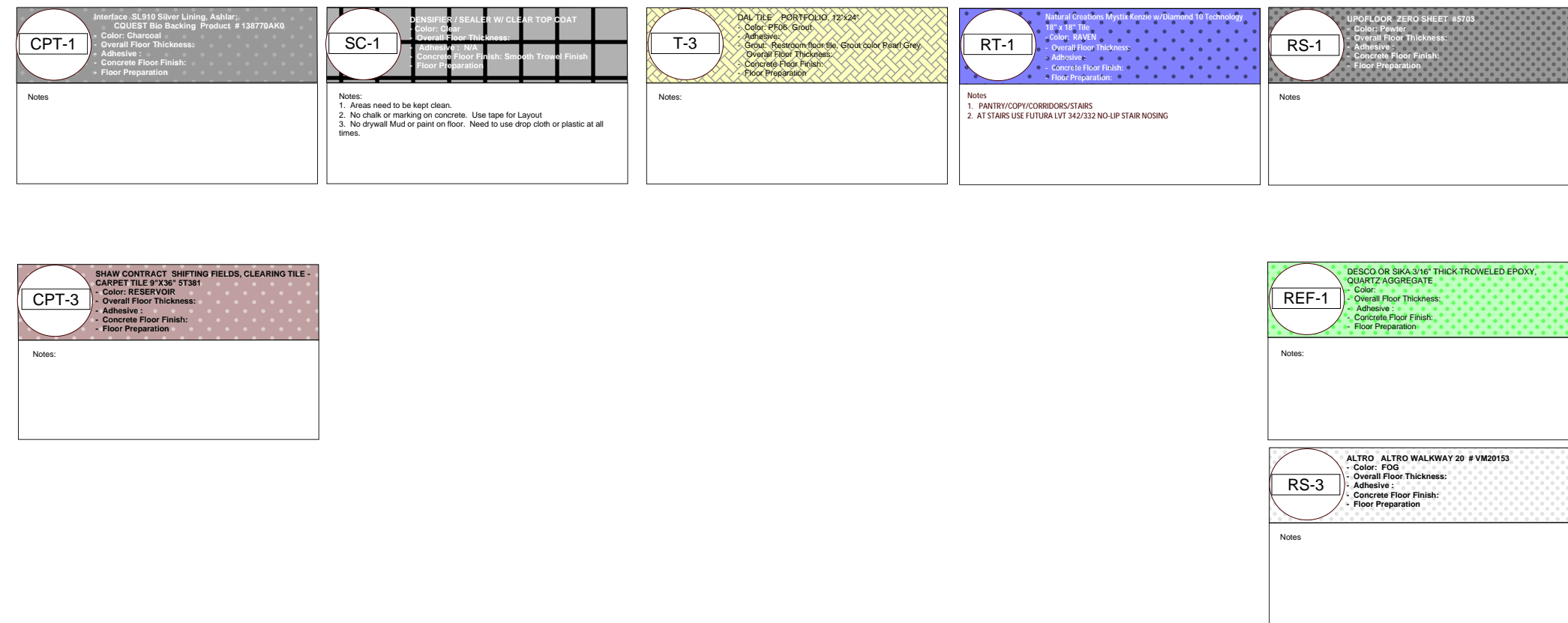
- REFER TO FINISH PLANS FOR EXTENT AND TYPE OF FLOOR AND WALL FINISHES.
- REFER TO REFLECTED CEILING PLANS FOR EXTENT OR CEILING TYPES. GYPSUM BOARD CEILINGS SHALL BE PAINTED PT-1, U-0.
- REFER TO INTERIOR ELEVATIONS FOR EXTENT AND TYPE OF MILLWORK FINISHES.
- WHERE FLOOR FINISHES CHANGE AT CASED OPENINGS, THE FINISH CHANGE SHALL OCCUR AT THE CENTERLINE OF THE CASED OPENING. WHERE FLOOR FINISHES CHANGE AT DOORWAYS, THE FINISH CHANGE SHALL OCCUR AT THE CENTERLINE OF THE DOOR IN A CLOSED POSITION.
- HOLLOW METAL FRAMES AND DOORS, DOOR AND FRAME COLOR AND COATING TYPE TO MATCH ADJACENT WALLS. TYPICAL SHEEN OF HM DOORS AND/OR FRAMES TO BE SEMI-GLOSS. WHERE SW-1, SW-4 IS ADJACENT WALL COATING - DOORS AND/OR FRAMES TO BE EPOXY COATING TO MATCH ADJACENT WALL. STAINLESS STEEL DOOR FRAMES TO BE UNPAINTED.
- ALL FLUSH WOOD DOORS SHALL BE STAINED TO MATCH IND-1.
- COMMUNICATING STAIR IN COLLABORATION SPACE: GUARDRAILS AND VERTICAL PICKETS: PT-2, STRINGERS AND EXPOSED STRUCTURE: PT-1, HANDRAILS: WD-1, HANDRAIL BRACKETS: PT-2, GYP BD UNDERSIDE: PT-1, FASCIA: PT-1.
- SINKS IN QUARTZ COUNTERTOPS TO BE STAINLESS STEEL. SEE TRANSITION DETAILS FOR MORE INFORMATION ON MATERIALS AND LOCATIONS. AT WDP - PAINT GYP BOARD BEHIND WOOD PANELING. AT AWS - PAINT GYP BOARD BEHIND ACOUSTICAL WALL SYSTEM. AT AWS-1, AWS-2 - PAINT COLOR TO BE PT-1. AT AWS-3, AWS-4 - PAINT COLOR TO BE PT-1. AT AWS-5 - PAINT COLOR TO MATCH ADJACENT WALL. AT FPPR - PAINT GYP BOARD BEHIND PANELS. PAINT COLOR TO MATCH ADJACENT WALLS.

FINISH TAG LEGEND

FINISH TAG	FLOOR
	WALL
	BASE
WALL FINISH TAG	PT-1
FLOOR TRANSITION TAG	CPT-1
	CPT-2

KEYED NOTES - FINISH PLANS

- | # | DESCRIPTION |
|------|--|
| F.1 | REFER TO INTERIOR ELEVATIONS FOR MORE INFORMATION ON FINISHES AT THIS LOCATION. |
| F.2 | LAYOUT FOR STAINLESS STEEL DIVIDER STRIPS AT TERRAZZO. |
| F.3 | FIRE STAIR FINISHES TO INCLUDE THE FOLLOWING: TREADS AND RISERS - SC-1, HANDRAILS, STAIR PAN, AND STRINGER PAINT - PT-1, WALLS PT-2, CONCRETE COLUMNS TO REMAIN EXPOSED, IF APPLICABLE. |
| F.4 | INSTALL 4"X4" SHEET OF FRP DIRECTLY ABOVE BASE FOR A HEIGHT OF 4'-4" AFF. |
| F.5 | PRECAST TERRAZZO TREADS AND RISERS, TO MATCH ADJACENT TERRAZZO COLOR (T2-T12-2). |
| F.6 | ALL ROUND COLUMNS TO BE PAINTED PT-2, COLUMN BASE (T2B-T12B-1A) TO MATCH ADJACENT FLOOR FINISH. REFER TO A01XX SERIES FOR GYP. PLASTER FINISH. |
| F.7 | REFER TO RESTROOM ELEVATIONS FOR EXACT TILE LAYOUT. DOTTED LINE DEPICTS WALL TILE LOCATIONS. |
| F.8 | COLUMN TO REMAIN EXPOSED CONCRETE. INSTALL COVED BASE RB-1. REFER TO ALT. BID 12. |
| F.9 | INSTALL METAL TOP CAP POWDER COATED TO MATCH PT-3. SEE DETAILS FOR MORE INFORMATION. WRAPPED WALL PANEL AWS-5 TO BE INSTALLED AT 7' AFF TO 11' FROM FINISHED CEILING HEIGHT. SEE TYPICAL ELEVATIONS. REFER TO ALT. 13. |
| F.10 | PAINT GYPSUM BOARD CEILING PT-2. |
| F.11 | INSTALL 3/4" FIRE RETARDANT TREATED PLYWOOD AT ALL WALLS FROM 20' AFF TO 108' AFF. |
| F.12 | INSTALL FRP: FULL HEIGHT. |
| F.13 | INSTALL 1" WIDE STAINLESS STEEL FLAT BAR STOCK AT PAINT TRANSITION. |
| F.14 | REFER TO SPECIFICATION 132100 CONTROLLED ENVIRONMENTAL ROOMS FOR ADDITIONAL FINISH INFORMATION. |
| F.15 | RUBBER BASE TO BE WRAPPED FROM CORRIDOR TO THIS INSIDE CORNER. REMAINING BASE IN CAFE TO BE TERRAZZO. |
| F.16 | PROVIDE A MITERED CORNER AT PRECAST TERRAZZO BASE. |
| F.17 | REFER TO EXTERIOR ENCLOSURE DRAWINGS FOR FINISHES AT THE MECHANICAL PLenums. |
| F.18 | GALVANIZED STEEL AT THE MESANINE LEVEL DOES NOT REQUIRE ADDITIONAL PAINTED COATING, TYP. |
| F.19 | |



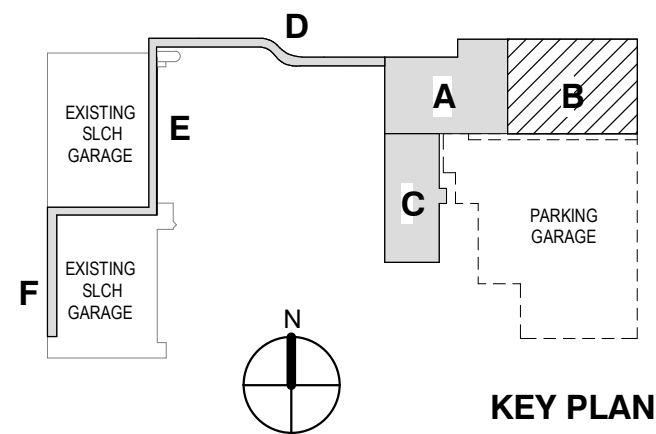
PARKING GARAGE
NOT IN PROJECT'S SCOPE

1 LEVEL RB03 FINISH PLAN - AREA B

1/8" = 1'-0"

3	ADDENDUM 29	13 APR 2021
2	ADDENDUM 24	04 MAR 2021
1	ADDENDUM 22	22 FEB 2021
ISSUED		29 JAN 2021

Rev. Description Date


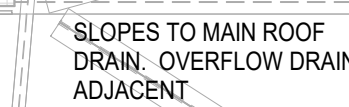


Drawing Title:

LEVEL RB03 INTERIOR
FINISH PLAN AREA B

Project No.: 005767.00 Checked by: Checker

A1203B

[illegible]

A1203C

GENERAL NOTES - FINISH PLANS

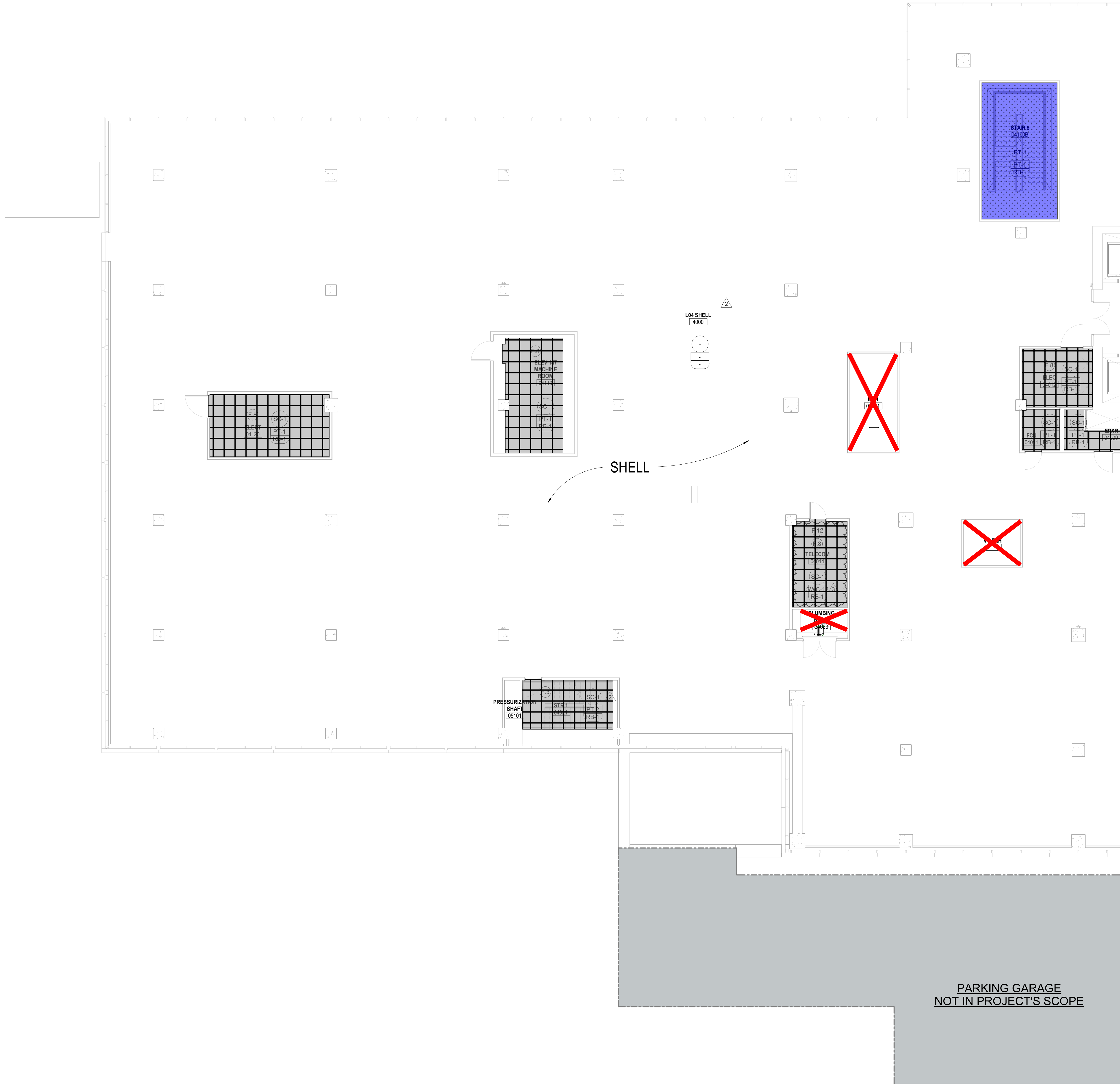
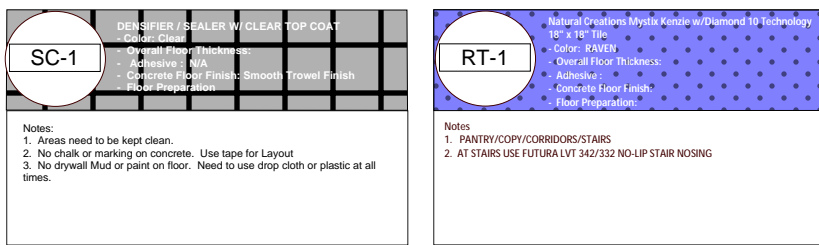
- REFER TO FINISH PLANS FOR EXTENT AND TYPE OF FLOOR AND WALL FINISHES.
- REFER TO REFLECTED CEILING PLANS FOR EXTENT OR CEILING TYPES. GYPSUM BOARD CEILINGS SHALL BE PAINTED PT-1 (UNO).
- REFER TO INTERIOR ELEVATIONS FOR EXTENT AND TYPE OF MILLWORK FINISHES.
- WHERE FLOOR FINISHES CHANGE AT CASED OPENINGS, THE FINISH CHANGE SHALL OCCUR AT THE CENTERLINE OF THE CASED OPENING. WHERE FLOOR FINISHES CHANGE AT DOORWAYS, THE FINISH CHANGE SHALL OCCUR AT THE CENTERLINE OF THE DOOR IN CLOSED POSITION.
- HOLLOW METAL FRAMES AND DOORS: DOOR AND FRAME COLOR AND COATING TYPE TO MATCH ADJACENT WALLS. TYPICAL SHEEN OF HW DOORS AND/OR FRAMES TO BE SEMI-GLOSS. WHERE SWC-1 - SWC-4 IS ADJACENT WALL COATING, DOORS AND/OR FRAMES TO BE EPOXY COATING TO MATCH ADJACENT WALL. STAINLESS STEEL DOOR FRAMES TO BE UNPAINTED.
- ALL FLUSH WOOD DOORS SHALL BE STAINED TO MATCH WD-1.
- COMMUNICATING STAIR IN COLLABORATION SPACE; GUARDRAILS AND VERTICAL PICKETS: PT-2, STRINGERS AND EXPOSED STRUCTURE: PT-1, HANDRAILS: WD-1, HANDRAIL BRACKETS: PT-2, GYP BD UNDERSIDE: PT-1, FASCIA: PT-1.
- SINKS IN QUARTZ COUNTERTOPS TO BE STAINLESS STEEL AND UNDERCABINET SINKS TO BE ALUMINUM. SHOWERS AT LEVEL 1: REFER TO FINISH PLANS AND DETAILS SHEET A002.
- RENDERED WALLS TO BE MATCH COAT BLACK. SEE TRANSITION DETAILS FOR MORE INFORMATION ON MODELS AND LOCATIONS.
- AT WDP - PAINT GYP BOARD BEHIND WOOD PANELING. PAINT COLOR TO BE PT-1.
- AT AWS - PAINT GYP BOARD BEHIND ACOUSTICAL WALL SYSTEM. AT AWS-1, AWS-2: PAINT COLOR TO BE PT-1. AT AWS-3, AWS-4: PAINT COLOR TO BE PT-2. AT AWS-5: PAINT COLOR TO MATCH ADJACENT WALL.
- AT FRIPR - PAINT GYP BOARD BEHIND PANELS. PAINT COLOR TO MATCH ADJACENT WALLS.

FINISH TAG LEGEND

FINISH TAG	
WALL FINISH TAG	
FLOOR TRANSITION TAG	

KEYED NOTES - FINISH PLANS

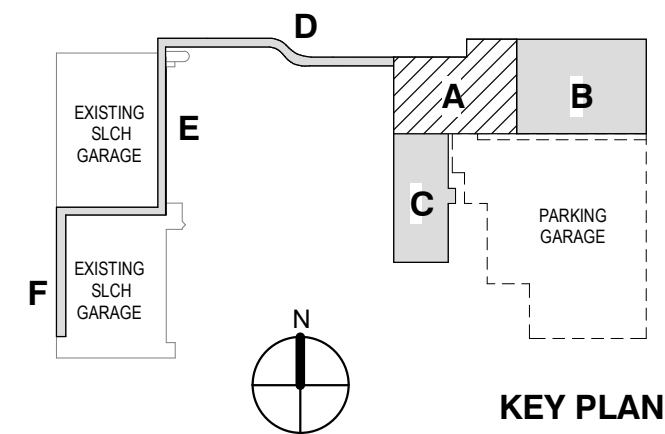
- | # | DESCRIPTION |
|------|---|
| F.1 | REFER TO INTERIOR ELEVATIONS FOR MORE INFORMATION ON FINISHES AT THIS LOCATION. |
| F.2 | LAYOUT FOR STAINLESS STEEL DIVIDER STRIPS AT TERRAZZO |
| F.3 | FIRE STAIR FINISHES TO INCLUDE THE FOLLOWING: TREADS AND RISERS - SC-1, HANDRAILS, STAIR PAN, AND STRINGER PAINT - PT-1, WALLS PT-2, CONCRETE COLUMNS TO REMAIN EXPOSED, IF APPLICABLE. |
| F.4 | INSTALL 4'-0" SHEET OF FRP DIRECTLY ABOVE BASE FOR A HEIGHT OF 4'-4" AFF. |
| F.5 | PRECAST TERRAZZO TREADS AND RISERS, TO MATCH ADJACENT TERRAZZO COLOR (12-1172-2) |
| F.6 | ALL ROUND COLUMNS TO BE PAINTED PT-2, COLUMN BASE (12B-1B12B-1A) TO MATCH ADJACENT FLOOR FINISH. REFER TO ALPHA SERIES FOR GYP PLASTER FINISH. |
| F.7 | REFER TO RESTROOM ELEVATIONS FOR EXACT TILE LAYOUT. DOTTED LINE DEPICTS WALL TILE LOCATIONS. |
| F.8 | COLUMN TO REMAIN EXPOSED CONCRETE. INSTALL COVED BASE RB-1. REFER TO ALT. BID 12. |
| F.9 | INSTALL METAL TOP CAP POWDER COATED TO MATCH PT-3. SEE DETAILS FOR MORE INFORMATION. |
| F.10 | WRAPPED WALL PANEL AWS-5 TO BE INSTALLED AT 12" AFF TO 1" FROM FINISHED CEILING HEIGHT. SEE TYPICAL ELEVATIONS. REFER TO ALT. 13. |
| F.11 | PAINT GYPSUM BOARD CEILING PT-9. |
| F.12 | INSTALL 3/4" FIRE RETARDANT TREATED PLYWOOD AT ALL WALLS FROM 20" AFF TO 108" AFF. |
| F.13 | INSTALL FRIP-1 FULL HEIGHT. |
| F.14 | INSTALL 1" WIDE STAINLESS STEEL FLAT BAR STOCK AT PAINT TRANSITION. |
| F.15 | REFER TO SPECIFICATION 132100 CONTROLLED ENVIRONMENTAL ROOMS FOR ADDITIONAL FINISH INFORMATION. |
| F.16 | RUBBER BASE TO BE WRAPPED FROM CORRIDOR TO THIS INSIDE CORNER. REMAINING BASE IN CAFE TO BE TERRAZZO. |
| F.17 | PROVIDE A MITERED CORNER AT PRECAST TERRAZZO BASE. |
| F.18 | REFER TO EXTERIOR ENCLOSURE DRAWINGS FOR FINISHES AT THE MECHANICAL PLENUMS. |
| F.19 | GALVANIZED STEEL AT THE MESANINE LEVEL DOES NOT REQUIRE ADDITIONAL PAINTED COATING, TYP. |



1 LEVEL RB04 FINISH PLAN - AREA A
1/8" = 1'-0"

3	ADDENDUM 29	13 APR 2021
2	ADDENDUM 24	04 MAR 2021
1	ADDENDUM 22	22 FEB 2021
ISSUED		29 JAN 2021

Rev.	Description	Date
------	-------------	------



Drawing Title:

LEVEL RB04 INTERIOR
FINISH PLAN AREA A

Project No.: 005767.00 Checked by: Checker

A1204A

GENERAL NOTES - FINISH PLANS

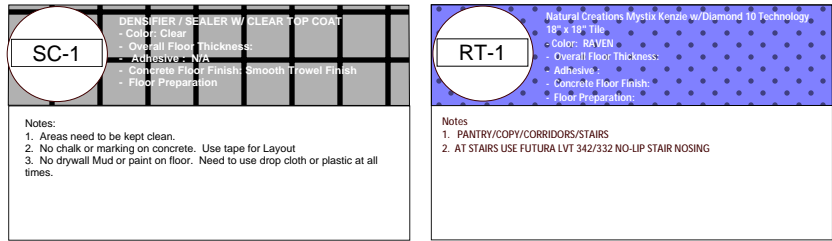
1. REFER TO FINISH PLANS FOR EXTENT AND TYPE OF FLOOR AND WALL FINISHES.
2. REFER TO REFLECTED CEILING PLANS FOR EXTENT OR CEILING TYPES. GYPSUM BOARD CEILINGS SHALL BE PAINTED PT-1, U.N.O.
3. REFER TO INTERIOR ELEVATIONS FOR EXTENT AND TYPE OF MILLWORK FINISHES.
4. WHERE FLOOR FINISHES CHANGE AT CASED OPENINGS, THE FINISH CHANGE SHALL OCCUR AT THE CENTERLINE OF THE CASED OPENING. WHERE FLOOR FINISHES CHANGE AT DOORWAYS, THE FINISH CHANGE SHALL OCCUR AT THE CENTERLINE OF THE DOOR IN A CLOSED POSITION.
5. HOLLOW METAL FRAMES AND DOORS: DOOR AND FRAME COLOR AND COATING TYPE TO MATCH ADJACENT WALLS. TYPICAL SHEEN OF HM DOORS AND/OR FRAMES TO BE SEMI-GLOSS. WHERE SWC-1 - SWC-4 IS ADJACENT WALL COATING - DOORS AND/OR FRAMES TO BE EPOXY COATING TO MATCH ADJACENT WALL. STAINLESS STEEL DOOR FRAMES TO BE UNPAINTED.
6. ALL FLUSH WOOD DOORS SHALL BE STAINED TO MATCH WD-1.
7. COMMUNICATING STAIR IN COLLABORATION SPACE: GUARDRAILS AND VERTICAL PICKETS: PT-2, STRINGERS AND EXPOSED STRUCTURE: PT-1, HANDRAILS: WD-1, HANDRAIL BRACKETS: PT-2, GYP BD UNDERSIDE: PT-1, FASCIA: PT-1.
8. SINKS IN QUARTZ COUNTERTOPS TO BE STAINLESS STEEL.
9. SHOWERS AT LEVEL 1: REFER TO FINISH PLANS AND DETAILS SHEET A002.
10. BLACK SEE TRANSITION DETAILS FOR MORE INFORMATION ON MODELS AND LOCATIONS.
11. AT WOP - PAINT GYP BOARD BEHIND WOOD PANELING. PAINT COLOR TO BE PT-9.
12. AT AWP - PAINT GYP BOARD BEHIND ACOUSTICAL WALL SYSTEM. AT AWP-1, AWP-2, PAINT COLOR TO BE PT-1. AT AWP-3, AWP-4, PAINT COLOR TO BE PT-X. AT AWP-5, PAINT COLOR TO MATCH ADJACENT WALL.
13. AT FRP/FR - PAINT GYP BOARD BEHIND PANELS. PAINT COLOR TO MATCH ADJACENT WALLS.

FINISH TAG LEGEND

FINISH TAG	FLOOR
WALL FINISH TAG	WALL
	BASE
	PT-1
FLOOR TRANSITION TAG	CPT-1
	CPT-2

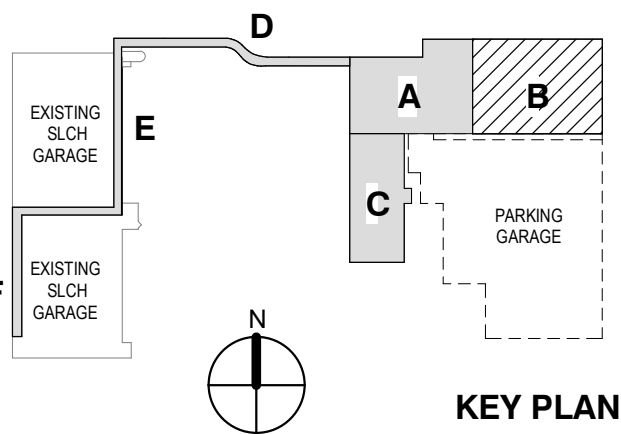
KEYED NOTES - FINISH PLANS

- | # | DESCRIPTION |
|------|---|
| F.1 | REFER TO INTERIOR ELEVATIONS FOR MORE INFORMATION ON FINISHES AT THIS LOCATION. |
| F.2 | LAYOUT FOR STAINLESS STEEL DIVIDER STRIPS AT TERRAZZO. |
| F.3 | FIRE STAIR FINISHES TO INCLUDE THE FOLLOWING: TREADS AND RISERS - SC-1, HANDRAILS, STAIR PAN, AND STRINGER PAINT - PT-1, WALLS PT-2, CONCRETE COLUMNS TO REMAIN EXPOSED, IF APPLICABLE. |
| F.4 | INSTALL 4'-0" SHEET OF FRP DIRECTLY ABOVE BASE FOR A HEIGHT OF 4'-4" AFF. |
| F.5 | PRECAST TERRAZZO TREADS AND RISERS, TO MATCH ADJACENT TERRAZZO COLOR (12-1172-2). |
| F.6 | ALL ROUND COLUMNS TO BE PAINTED PT-2, COLUMN BASE (12B-1872B-1A) TO MATCH ADJACENT FLOOR FINISH. REFER TO ADOX SERIES FOR GYP PLASTER FINISH. |
| F.7 | REFER TO RESTROOM ELEVATIONS FOR EXACT TILE LAYOUT. DOTTED LINE DEPICTS WALL TILE LOCATIONS. |
| F.8 | COLUMN TO REMAIN EXPOSED CONCRETE. INSTALL COVED BASE RB-1. REFER TO ALT. BID 12. |
| F.9 | INSTALL METAL TOP CAP POWDER COATED TO MATCH PT-3. SEE DETAILS FOR MORE INFORMATION. |
| F.10 | WRAPPED WALL PANEL AWP-5 TO BE INSTALLED AT 72" AFF TO 1" FROM FINISHED CEILING HEIGHT. SEE TYPICAL ELEVATIONS. REFER TO ALT. 13. |
| F.11 | PAINT GYPSUM BOARD CEILING PT-9. |
| F.12 | INSTALL 3/4" FIRE RETARDANT TREATED PLYWOOD AT ALL WALLS FROM 20" AFF TO 108" AFF. |
| F.13 | INSTALL FRP-1 FULL HEIGHT. |
| F.14 | INSTALL 1" WIDE STAINLESS STEEL FLAT BAR STOCK AT PAINT TRANSITION. |
| F.15 | REFER TO SPECIFICATION 132100 CONTROLLED ENVIRONMENTAL ROOMS FOR ADDITIONAL FINISH INFORMATION. |
| F.16 | RUBBER BASE TO BE WRAPPED FROM CORRIDOR TO THIS INSIDE CORNER. REMAINING BASE IN CAFE TO BE TERRAZZO. |
| F.17 | PROVIDE A MITERED CORNER AT PRECAST TERRAZZO BASE. |
| F.18 | REFER TO EXTERIOR ENCLOSURE DRAWINGS FOR FINISHES AT THE MECHANICAL PLenums. |
| F.19 | GALVANIZED STEEL AT THE MECHANICAL LEVEL DOES NOT REQUIRE ADDITIONAL PAINTED COATING, TYP. |



3	ADDENDUM 29	13 APR 2021
2	ADDENDUM 24	04 MAR 2021
1	ADDENDUM 22	22 FEB 2021
	ISSUED	29 JAN 2021

Rev.	Description	Date
------	-------------	------



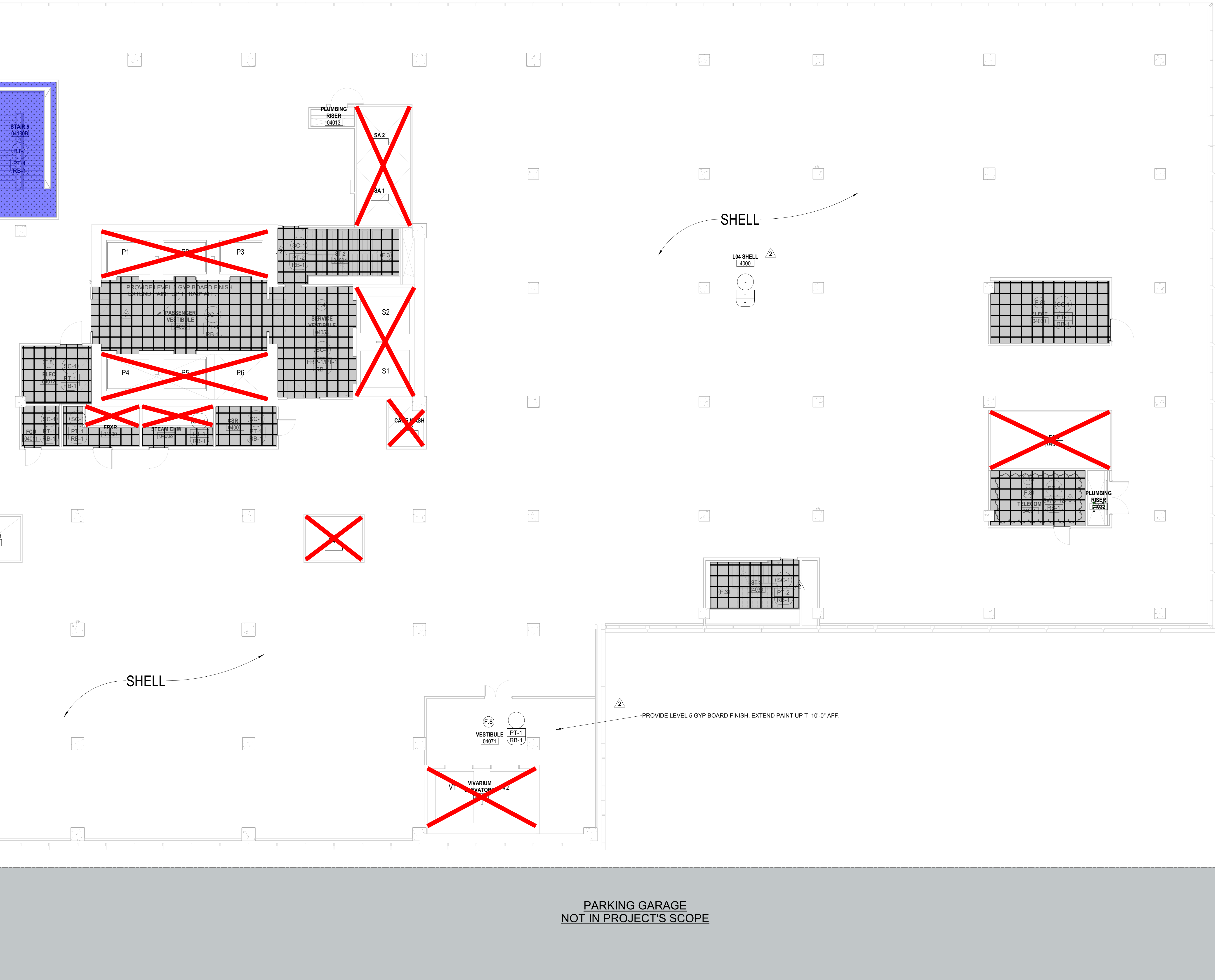
Drawing Title:

LEVEL RB04 INTERIOR
FINISH PLAN AREA B

Project No.: 005767.00 Checked by: Checker

A1204B

1 LEVEL RB04 FINISH PLAN - AREA B



GENERAL NOTES - FINISH PLANS

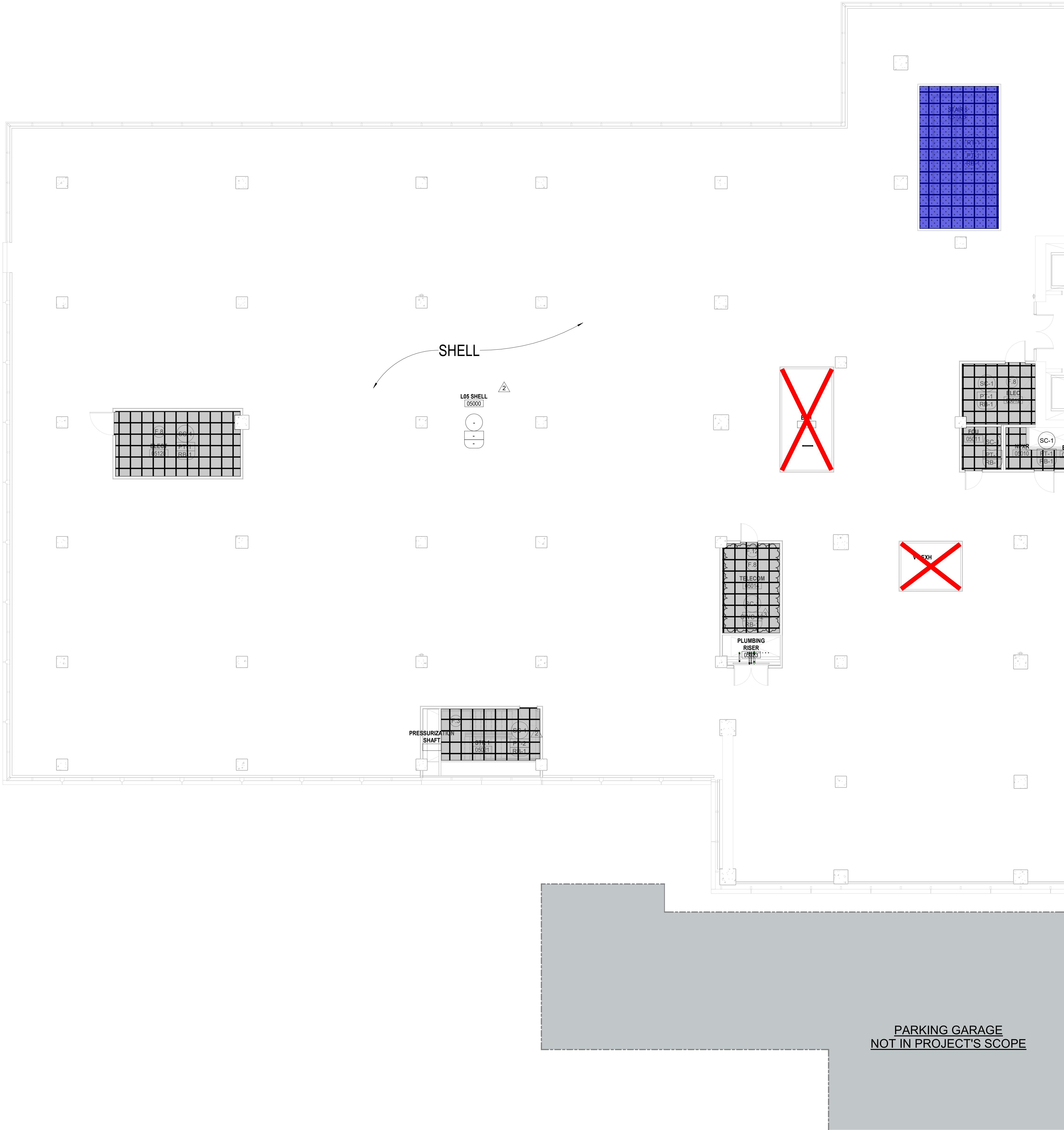
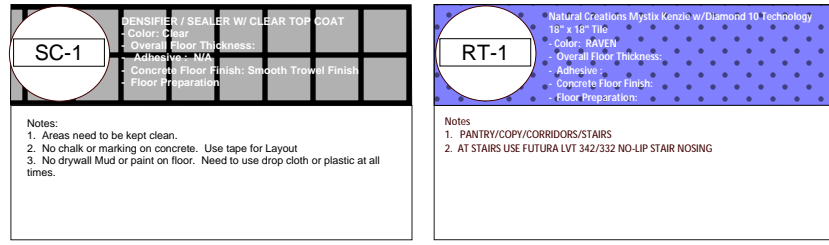
- REFER TO FINISH PLANS FOR EXTENT AND TYPE OF FLOOR AND WALL FINISHES.
- REFER TO REFLECTED CEILING PLANS FOR EXTENT OR CEILING TYPES. GYPSUM BOARD CEILINGS SHALL BE PAINTED PT-1 (UNO).
- REFER TO INTERIOR ELEVATIONS FOR EXTENT AND TYPE OF MILLWORK FINISHES.
- WHERE FLOOR FINISHES CHANGE AT CASED OPENINGS, THE FINISH CHANGE SHALL OCCUR AT THE CENTERLINE OF THE CASED OPENING. WHERE FLOOR FINISHES CHANGE AT DOORWAYS, THE FINISH CHANGE SHALL OCCUR AT THE CENTERLINE OF THE DOOR IN CLOSED POSITION.
- HOLLOW METAL FRAMES AND DOORS, DOOR AND FRAME COLOR AND COATING TYPE TO MATCH ADJACENT WALLS. TYPICAL SHEEN OF HW DOORS AND/OR FRAMES TO BE SEMI-GLOSS. WHERE SWC-1 - SWC-4 IS ADJACENT WALL COATING, DOORS AND/OR FRAMES TO BE EPOXY COATING TO MATCH ADJACENT WALL. STAINLESS STEEL DOOR FRAMES TO BE UNPAINTED.
- ALL FLUSH WOOD DOORS SHALL BE STAINED TO MATCH WD-1.
- COMMUNICATING STAIR IN COLLABORATION SPACE; GUARDRAILS AND VERTICAL PICKETS: PT-2, STRINGERS AND EXPOSED STRUCTURE: PT-1, HANDRAILS: WD-1, HANDRAIL BRACKETS: PT-2, GYP BD UNDERSIDE: PT-1, FASCIA: PT-1.
- SINKS IN QUARTZ COUNTERTOPS TO BE STAINLESS STEEL (JANITORS).
- SHOWERS AT LEVEL 1: REFER TO FINISH PLANS AND DETAILS SHEET A0822.
- BLACK: SEE TRANSITION DETAILS FOR MORE INFORMATION ON MODELS AND LOCATIONS.
- AT WDP - PAINT GYP BOARD BEHIND WOOD PANELING. PAINT COLOR TO BE PT-1.
- AT AWS - PAINT GYP BOARD BEHIND ACOUSTICAL WALL SYSTEM. AT AWS-1, AWS-2: PAINT COLOR TO BE PT-1. AT AWS-3, AWS-4: PAINT COLOR TO BE PT-X. AT AWS-5: PAINT COLOR TO MATCH ADJACENT WALL.
- AT FRFRS - PAINT GYP BOARD BEHIND PANELS. PAINT COLOR TO MATCH ADJACENT WALLS.

FINISH TAG LEGEND

FINISH TAG	FLOOR	WALL	BASE
WALL FINISH TAG	PT-1		
FLOOR TRANSITION TAG	CPT-1		CPT-2

KEYED NOTES - FINISH PLANS

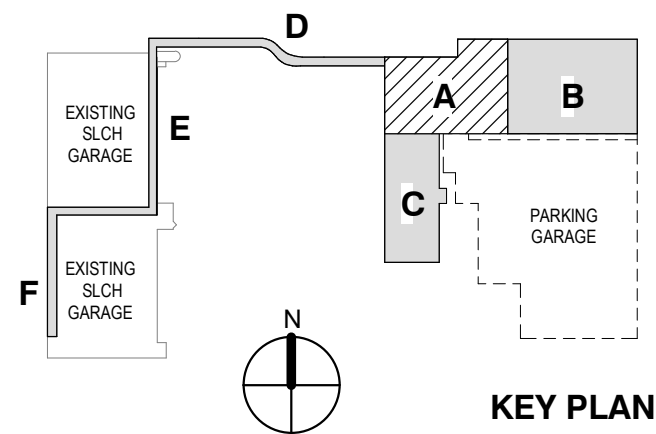
- | # | DESCRIPTION |
|------|---|
| F.1 | REFER TO INTERIOR ELEVATIONS FOR MORE INFORMATION ON FINISHES AT THIS LOCATION. |
| F.2 | LAYOUT FOR STAINLESS STEEL DIVIDER STRIPS AT TERRAZZO. |
| F.3 | FIRE STAIR FINISHES TO INCLUDE THE FOLLOWING: TREADS AND RISERS - SC-1, HANDRAILS, STAIR PAN, AND STRINGER PAINT - PT-1, WALLS PT-2. CONCRETE COLUMNS TO REMAIN EXPOSED, IF APPLICABLE. |
| F.4 | INSTALL 4'-0" SHEET OF FRP DIRECTLY ABOVE BASE FOR A HEIGHT OF 4'-4" AFF. |
| F.5 | PRECAST TERRAZZO TREADS AND RISERS, TO MATCH ADJACENT TERRAZZO COLOR (TZ-1/TZ-2). |
| F.6 | ALL ROUND COLUMNS TO BE PAINTED PT-2; COLUMN BASE (TZB-1B/TZB-1A) TO MATCH ADJACENT FLOOR FINISH. REFER TO A01XX SERIES FOR GYP PLASTER FINISH. |
| F.7 | REFER TO RESTROOM ELEVATIONS FOR EXACT TILE LAYOUT. DOTTED LINE DEPICTS WALL TILE LOCATIONS. |
| F.8 | COLUMN TO REMAIN EXPOSED CONCRETE. INSTALL COVED BASE RB-1. REFER TO ALT. BID 12. |
| F.9 | INSTALL METAL TOP CAP POWDER COATED TO MATCH PT-3. SEE DETAILS FOR MORE INFORMATION. |
| F.10 | WRAPPED WALL PANEL AWS-5 TO BE INSTALLED AT 7'-2" AFF TO 1'-0" FROM FINISHED CEILING HEIGHT. SEE TYPICAL ELEVATIONS. REFER TO ALT. 13. |
| F.11 | PAINT GYPSUM BOARD CEILING PT-9. |
| F.12 | INSTALL 3/4" FIRE RETARDANT TREATED PLYWOOD AT ALL WALLS FROM 2'-0" AFF TO 10'-0" AFF. |
| F.13 | INSTALL FRP-1 FULL HEIGHT. |
| F.14 | INSTALL 1" WIDE STAINLESS STEEL FLAT BAR STOCK AT PAINT TRANSITION. |
| F.15 | REFER TO SPECIFICATION 132100 CONTROLLED ENVIRONMENTAL ROOMS FOR ADDITIONAL FINISH INFORMATION. |
| F.16 | RUBBER BASE TO BE WRAPPED FROM CORRIDOR TO THIS INSIDE CORNER. REMAINING BASE IN CAFE TO BE TERRAZZO. |
| F.17 | PROVIDE A MITERED CORNER AT PRECAST TERRAZZO BASE. |
| F.18 | REFER TO EXTERIOR ENCLOSURE DRAWINGS FOR FINISHES AT THE MECHANICAL PLenums. |
| F.19 | GALVANIZED STEEL AT THE MESANINE LEVEL DOES NOT REQUIRE ADDITIONAL PAINTED COATING, TYP. |



1 LEVEL RB05 FINISH PLAN - AREA A
1/8" = 1'-0"

3	ADDENDUM 29	13 APR 2021
2	ADDENDUM 24	04 MAR 2021
1	ADDENDUM 22	22 FEB 2021
	ISSUED	29 JAN 2021

Rev.	Description	Date
------	-------------	------



Drawing Title:

LEVEL RB05 INTERIOR
FINISH PLAN AREA A

Project No.: 005767.00 Checked by: Checker

A1205A

GENERAL NOTES - FINISH PLANS

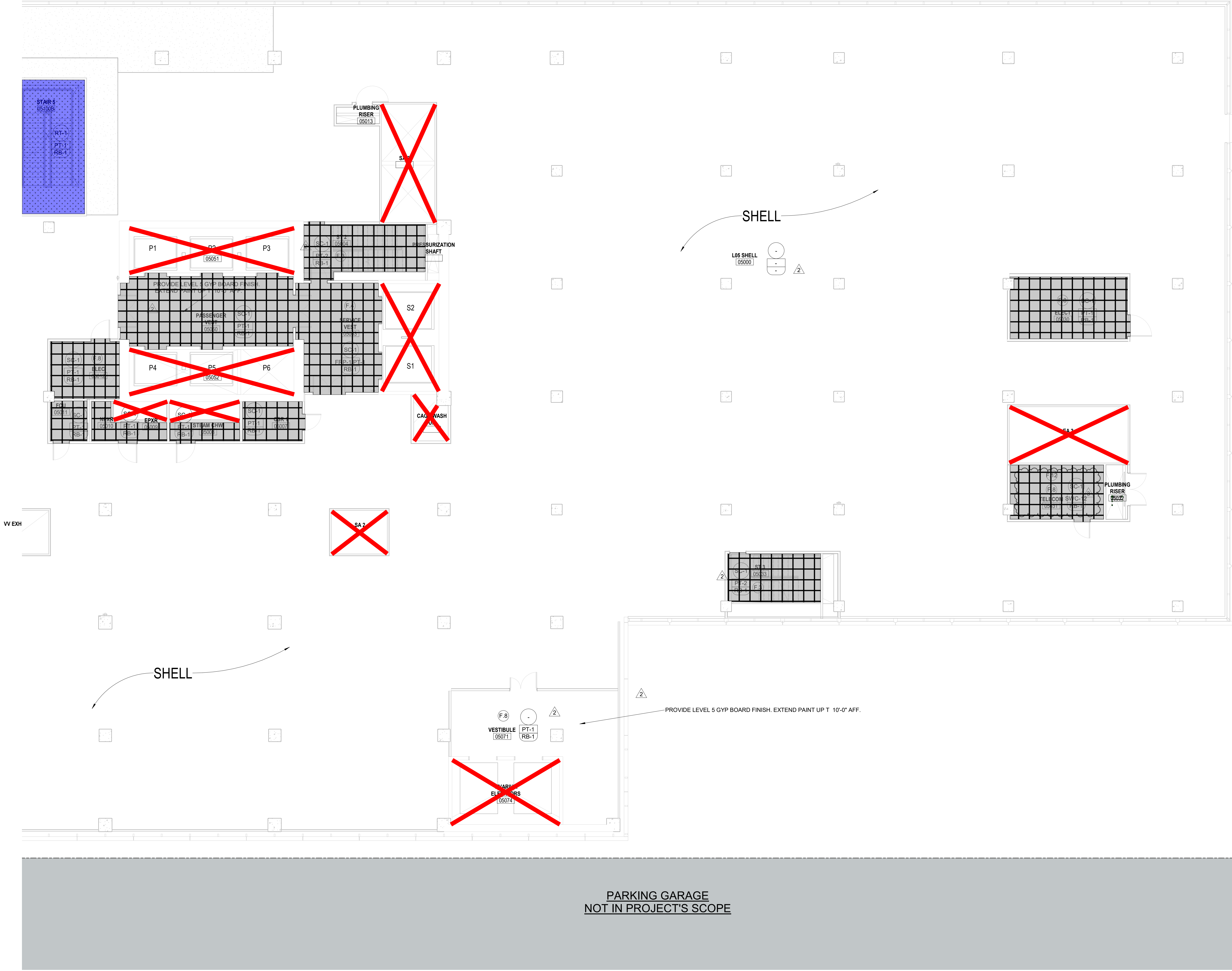
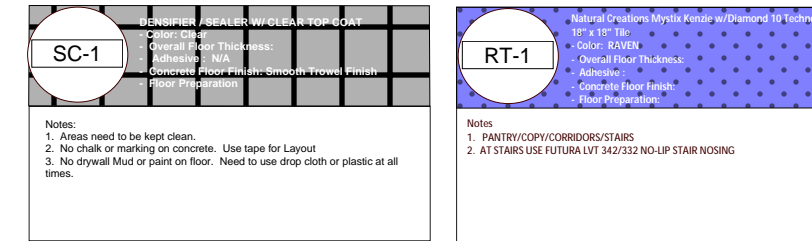
- REFER TO FINISH PLANS FOR EXTENT AND TYPE OF FLOOR AND WALL FINISHES.
- REFER TO REFLECTED CEILING PLANS FOR EXTENT OR CEILING TYPES. GYPSUM BOARD CEILINGS SHALL BE PAINTED PT-1 (UNO).
- REFER TO INTERIOR ELEVATIONS FOR EXTENT AND TYPE OF MILLWORK FINISHES.
- WHERE FLOOR FINISHES CHANGE AT CASED OPENINGS, THE FINISH CHANGE SHALL OCCUR AT THE CENTERLINE OF THE CASED OPENING. WHERE FLOOR FINISHES CHANGE AT DOORWAYS, THE FINISH CHANGE SHALL OCCUR AT THE CENTERLINE OF THE DOOR IN CLOSED POSITION.
- HOLLOW METAL FRAMES AND DOORS, DOOR AND FRAME COLOR AND COATING TYPE TO MATCH ADJACENT WALLS. TYPICAL SHEEN OF HW DOORS AND/OR FRAMES TO BE SEMI-GLOSS. WHERE SWC-1 - SWC-4 IS ADJACENT WALL COATING, DOORS AND/OR FRAMES TO BE EPOXY COATING TO MATCH ADJACENT WALL. STAINLESS STEEL DOOR FRAMES TO BE UNPAINTED.
- ALL FLUSH WOOD DOORS SHALL BE STAINED TO MATCH WD-1.
- COMMUNICATING STAIR IN COLLABORATION SPACE; GUARDRAILS AND VERTICAL PICKETS: PT-2, STRINGERS AND EXPOSED STRUCTURE: PT-1, HANDRAILS: WD-1, HANDRAIL BRACKETS: PT-2, GYP BD UNDERSIDE: PT-1, FASCIA: PT-1.
- SINKS IN QUARTZ COUNTERTOPS TO BE STAINLESS STEEL.
- SHOWERS AT LEVEL 1: REFER TO FINISH PLANS AND DETAILS SHEET 0002.
- BLACK SEE TRANSITION DETAILS FOR MORE INFORMATION ON MODELS AND LOCATIONS.
- AT WDP - PAINT GYP BOARD BEHIND WOOD PANELING.
- AT AWS - PAINT GYP BOARD BEHIND ACOUSTICAL WALL SYSTEM. AT AWS-1, AWS-2: PAINT COLOR TO BE PT-1. AT AWS-3, AWS-4: PAINT COLOR TO BE PT-X. AT AWS-5: PAINT COLOR TO MATCH ADJACENT WALL.
- AT FRIPR - PAINT GYP BOARD BEHIND PANELS. PAINT COLOR TO MATCH ADJACENT WALLS.

FINISH TAG LEGEND

FLOOR	(FLOOR TAG)
WALL	(WALL TAG)
BASE	(BASE TAG)
WALL FINISH TAG	PT-1
FLOOR TRANSITION TAG	OPT-1 OPT-2

KEYED NOTES - FINISH PLANS

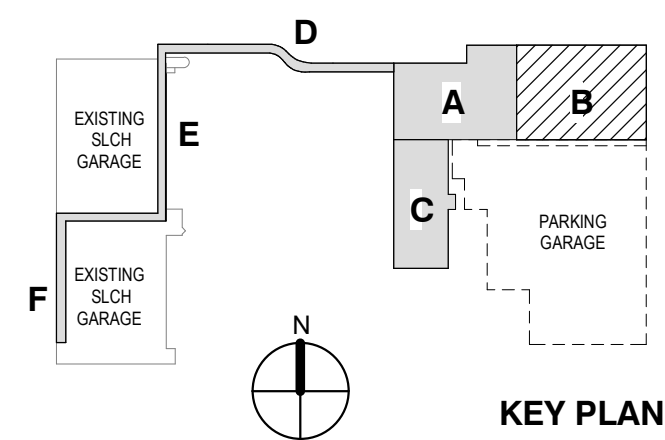
- | # | DESCRIPTION |
|------|---|
| F.1 | REFER TO INTERIOR ELEVATIONS FOR MORE INFORMATION ON FINISHES AT THIS LOCATION. |
| F.2 | LAYOUT FOR STAINLESS STEEL DIVIDER STRIPS AT TERRAZZO. |
| F.3 | FIRE STAIR FINISHES TO INCLUDE THE FOLLOWING: TREADS AND RISERS - SC-1, HANDRAILS, STAIR PAN, AND STRINGER PAINT - PT-1, WALLS PT-2. CONCRETE COLUMNS TO REMAIN EXPOSED, IF APPLICABLE. |
| F.4 | INSTALL 4'-0" SHEET OF FRP DIRECTLY ABOVE BASE FOR A HEIGHT OF 4'-4" AFF. |
| F.5 | PRECAST TERRAZZO TREADS AND RISERS, TO MATCH ADJACENT TERRAZZO COLOR (TZ-1/TZ-2). |
| F.6 | ALL ROUND COLUMNS TO BE PAINTED PT-1. COLUMN BASE (TZB-1B/TZB-1A) TO MATCH ADJACENT FLOOR FINISH. REFER TO A01XX SERIES FOR GYP. PLASTER FINISH. |
| F.7 | REFER TO RESTROOM ELEVATIONS FOR EXACT TILE LAYOUT. DOTTED LINE DEPICTS WALL TILE LOCATIONS. |
| F.8 | COLUMN TO REMAIN EXPOSED CONCRETE. INSTALL COVERED BASE RB-1. REFER TO A.L.T. BID 12. |
| F.9 | INSTALL METAL TOP CAP POWDER COATED TO MATCH PT-3. SEE DETAILS FOR MORE INFORMATION. |
| F.10 | WRAPPED WALL PANEL AWS-5 TO BE INSTALLED AT 72" AFF TO 1" FROM FINISHED CEILING HEIGHT. SEE TYPICAL ELEVATIONS. REFER TO A.L.T. 13. |
| F.11 | PAINT GYPSUM BOARD CEILING PT-9. |
| F.12 | INSTALL 3/4" FIRE RETARDANT TREATED PLYWOOD AT ALL WALLS FROM 20" AFF TO 108" AFF. |
| F.13 | INSTALL FRP-1 FULL HEIGHT. |
| F.14 | INSTALL 1" WIDE STAINLESS STEEL FLAT BAR STOCK AT PAINT TRANSITION. |
| F.15 | REFER TO SPECIFICATION 132100 CONTROLLED ENVIRONMENTAL ROOMS FOR ADDITIONAL FINISH INFORMATION. |
| F.16 | RUBBER BASE TO BE WRAPPED FROM CORRIDOR TO THIS INSIDE CORNER. REMAINING BASE IN CAFE TO BE TERRAZZO. |
| F.17 | PROVIDE A MITERED CORNER AT PRECAST TERRAZZO BASE. |
| F.18 | REFER TO EXTERIOR ENCLOSURE DRAWINGS FOR FINISHES AT THE MECHANICAL PLenums. |
| F.19 | GALVANIZED STEEL AT THE MESANINE LEVEL DOES NOT REQUIRE ADDITIONAL PAINTED COATING, TYP. |



1 LEVEL RB05 FINISH PLAN - AREA B
1/8" = 1'-0"

3	ADDENDUM 29	13 APR 2021
2	ADDENDUM 24	04 MAR 2021
1	ADDENDUM 22	22 FEB 2021
ISSUED		29 JAN 2021

Rev.	Description	Date
------	-------------	------



Drawing Title:

LEVEL RB05 INTERIOR
FINISH PLAN AREA B

Project No.: 005767.00 Checked by: Checker

A1205B

GENERAL NOTES - FINISH PLANS

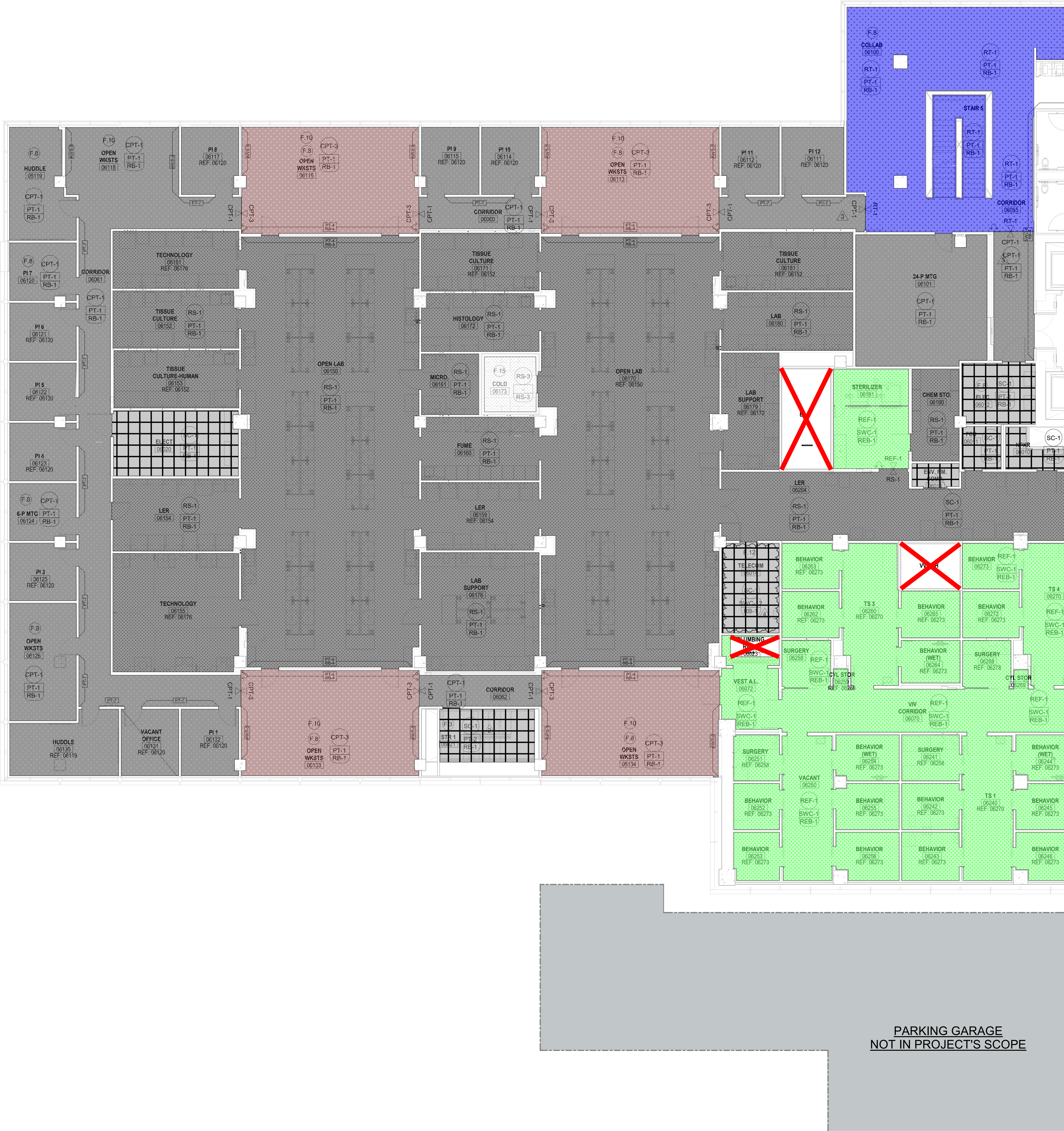

1. REFER TO FINISH PLANS FOR EXTENT AND TYPE OF FLOOR AND WALL FINISHES.
2. REFER TO REFLECTED CEILING PLANS FOR EXTENT OR CEILING TYPES. GYPSUM BOARD CEILINGS SHALL BE PAINTED PT-1, UNLESS NOTED OTHERWISE.
3. REFER TO INTERIOR ELEVATIONS FOR EXTENT AND TYPE OF MILLWORK FINISHES.
4. WHERE FLOOR FINISHES CHANGE AT CASED OPENINGS, THE FINISH CHANGE SHALL OCCUR AT THE CENTERLINE OF THE CASED OPENING. WHERE FLOOR FINISHES CHANGE AT DOORWAYS, THE FINISH CHANGE SHALL OCCUR AT THE CENTERLINE OF THE DOOR IN CLOSED POSITION.
5. HOLLOW METAL FRAMES AND DOORS: DOOR AND FRAME COLOR AND COATING TYPE TO MATCH ADJACENT WALLS. TYPICAL SIZES OF HMI DOORS AND/OR FRAMES TO BE SEMI-GLOSS. WHERE SW-C-1, SW-C-4 IS ADJACENT WALL COATING - DOORS AND/OR FRAMES TO BE EPOXY COATING TO MATCH ADJACENT WALL. STAINLESS STEEL DOOR FRAMES TO BE UNPAINTED.
6. ALL FLUSH WOOD DOORS SHALL BE STAINED TO MATCH W.D. COMMUNICATING STAIR IN COLLABORATION SPACE: GUARDRAILS AND VERTICAL PICKETS: PT-2, STRINGERS AND EXPOSED STRUCTURE: PT-1, HANDRAILS: WD-1, HANDRAIL BRACKETS: PT-2, GYP BD UNDERSIDE: PT-1, FASCIA: PT-1.
7. SINKS IN QUARTZ COUNTERTOPS TO BE STAINLESS STEEL LAMINATION. SHOWERS AT LEVEL 1: REFER TO FINISH PLANS AND DETAILS SHEET A022.
8. BLACK: SEE TRANSITION DETAILS FOR MORE INFORMATION ON MODELS AND LOCATIONS. AT WDP - PAINT GYP BOARD BEHIND WOOD PANELING. AT AWS - PAINT GYP BOARD BEHIND ACOUSTICAL WALL SYSTEM. AT AWS-1, AWS-2: PAINT COLOR TO BE PT-1. AT AWS-3, AWS-4: PAINT COLOR TO BE PT-X. AT AWS-5: PAINT COLOR TO MATCH ADJACENT WALL. AT FRPBL - PAINT GYP BOARD BEHIND PANELS. PAINT COLOR TO MATCH ADJACENT WALLS.

FINISH TAG LEGEND

FINISH TAG	FLOOR
WALL FINISH TAG	WALL
	BASE
	PT-1
FLOOR TRANSITION TAG	CPT-1
	CPT-2

KEYED NOTES - FINISH PLANS

- | # | DESCRIPTION |
|------|---|
| F.1 | REFER TO INTERIOR ELEVATIONS FOR MORE INFORMATION ON FINISHES AT THIS LOCATION. |
| F.2 | LAYOUT FOR STAINLESS STEEL DIVIDER STRIPS AT TERRAZZO. |
| F.3 | FIRE STAIR FINISHES TO INCLUDE THE FOLLOWING: TREADS AND RISERS - SC-1, HANDRAILS, STAIR PAN, AND STRINGER PAINT - PT-1. WALLS PT-2. CONCRETE COLUMNS TO REMAIN EXPOSED, IF APPLICABLE. |
| F.4 | INSTALL 4"X8" SHEET OF FRP DIRECTLY ABOVE BASE FOR A HEIGHT OF 4'-4" AFF. |
| F.5 | PRECAST TERRAZZO TREADS AND RISERS, TO MATCH ADJACENT TERRAZZO COLOR (TZ-1/TZ-2). |
| F.6 | ALL ROUND COLUMNS TO BE PAINTED PT-2. COLUMN BASE (YB-1B/TZB-1A) TO MATCH ADJACENT FLOOR FINISH. REFER TO A01XX SERIES FOR GYP. PLASTER FINISH. |
| F.7 | REFER TO RESTROOM ELEVATIONS FOR EXACT TILE LAYOUT. DOTTED LINE DEPICTS WALL TILE LOCATIONS. |
| F.8 | COLUMN TO REMAIN EXPOSED CONCRETE. INSTALL COVERED BASE RB-1. REFER TO A-11 BID 12. |
| F.9 | INSTALL METAL TOP CAP POWDER COATED TO MATCH PT-3. SEE DETAILS FOR MORE INFORMATION. |
| F.10 | WRAPPED WALL PANEL, AWS-5 TO BE INSTALLED AT 72" AFF TO 1" FROM FINISHED CEILING HEIGHT. SEE TYPICAL ELEVATIONS. REFER TO A-11, 13. |
| F.11 | PAINT GYPSUM BOARD CEILING PT-9. |
| F.12 | INSTALL 3/4" FIRE RETARDANT TREATED PLYWOOD AT ALL WALLS FROM 20" AFF TO 108" AFF. |
| F.13 | INSTALL 1" WIDE STAINLESS STEEL FLAT BAR STOCK AT PAINT TRANSITION. |
| F.14 | REFER TO SPECIFICATION 132100 CONTROLLED ENVIRONMENTAL ROOMS FOR ADDITIONAL FINISH INFORMATION. |
| F.15 | RUBBER BASE TO BE WRAPPED FROM CORRIDOR TO THIS INSIDE CORNER. REMAINING BASE IN CAFE TO BE TERRAZZO. |
| F.16 | PROVIDE A MITERED CORNER AT PRECAST TERRAZZO BASE. |
| F.17 | REFER TO EXTERIOR ENCLOSURE DRAWINGS FOR FINISHES AT THE MECHANICAL PLenums. |
| F.19 | GALVANIZED STEEL AT THE MESANINE LEVEL DOES NOT REQUIRE ADDITIONAL PAINTED COATING, TYP. |

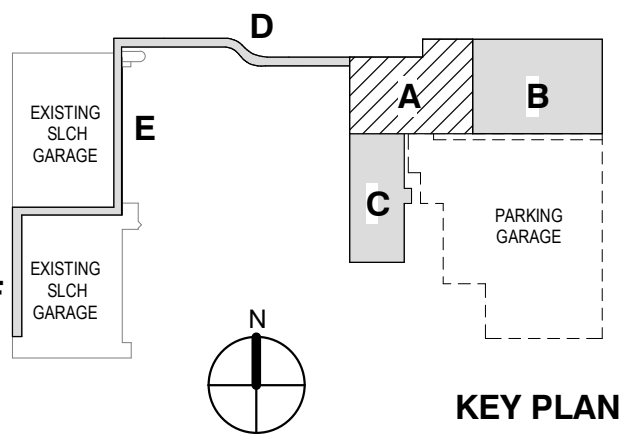


1 LEVELS RB06 FINISH PLAN - AREA A

1/8" = 1'-0"

4	ADDENDUM 29	13 APR 2021
3	ADDENDUM 27	26 MAR 2021
2	ADDENDUM 24	04 MAR 2021
1	ADDENDUM 22	22 FEB 2021
ISSUED		29 JAN 2021

Rev. Description Date



Drawing Title:

LEVELS RB06 INTERIOR
FINISH PLAN AREA A

Project No.: 005767.00 Checked by: Checker

A1206A

© 2019 The Cannon Corporation

© 2019 The Cannon Corporation
All rights reserved. No part of this document may
be reproduced or utilized in any form, without prior
written authorization by The Cannon Corporation.

GENERAL NOTES - FINISH PLANS

- REFER TO FINISH PLANS FOR EXTENT AND TYPE OF FLOOR AND WALL FINISHES.
- REFER TO REFLECTED CEILING PLANS FOR EXTENT OR CEILING TYPES. GYPSUM BOARD CEILINGS SHALL BE PAINTED PT-1, UNO.
- REFER TO INTERIOR ELEVATIONS FOR EXTENT AND TYPE OF MILLWORK FINISHES.
- WHERE FLOOR FINISHES CHANGE AT CASED OPENINGS, THE FINISH CHANGE SHALL OCCUR AT THE CENTERLINE OF THE CASED OPENING. WHERE FLOOR FINISHES CHANGE AT DOORWAYS, THE FINISH CHANGE SHALL OCCUR AT THE CENTERLINE OF THE DOOR IN CLOSED POSITION.
- HOLLOW METAL FRAMES AND DOORS: DOOR AND FRAME COLOR AND COATING TYPE TO MATCH ADJACENT WALLS. TYPICAL SHEEN OF HM DOORS AND/OR FRAMES TO BE SEMI-GLOSS. WHERE SWC-1, SWC-4 IS ADJACENT WALL COATING - DOORS AND/OR FRAMES TO BE EPOXY COATING TO MATCH ADJACENT WALL. STAINLESS STEEL DOOR FRAMES TO BE UNPAINTED.
- ALL FLUSH WOOD DOORS SHALL BE STAINED TO MATCH WD-1.
- COMMUNICATING STAIR IN COLLABORATION SPACE: GUARDRAILS AND VERTICAL PICKETS: PT-2, STRINGERS AND EXPOSED STRUCTURE: PT-1, HANDRAILS: WD-1.
- HANDRAIL BRACKETS: PT-2, GYP BD UNDERSIDE: PT-1.
- SINKS IN QUARTZ COUNTERTOPS TO BE STAINLESS STEEL UNDERMOUNT.
- SHOWERS AT LEVEL 1: REFER TO FINISH PLANS AND DETAILS SHEET AWS-2.
- ALL RESILIENT TRANSITIONS TO BE MATCH COLOR BLACK. SEE TRANSITION DETAILS FOR MORE INFORMATION.
- AT WOP: PAINT GYP BOARD BEHIND WOOD PANELING. PAINT COLOR TO BE PT-5.
- AT AWS: PAINT GYP BOARD BEHIND ACOUSTICAL WALL SYSTEM. AT AWS-1, AWS-2: PAINT COLOR TO BE PT-1. AT AWS-3, AWS-4: PAINT COLOR TO BE PT-1X. AT AWS-5: PAINT COLOR TO MATCH ADJACENT WALL. AT FRPRL: PAINT GYP BOARD BEHIND PANELS. PAINT COLOR TO MATCH ADJACENT WALLS.

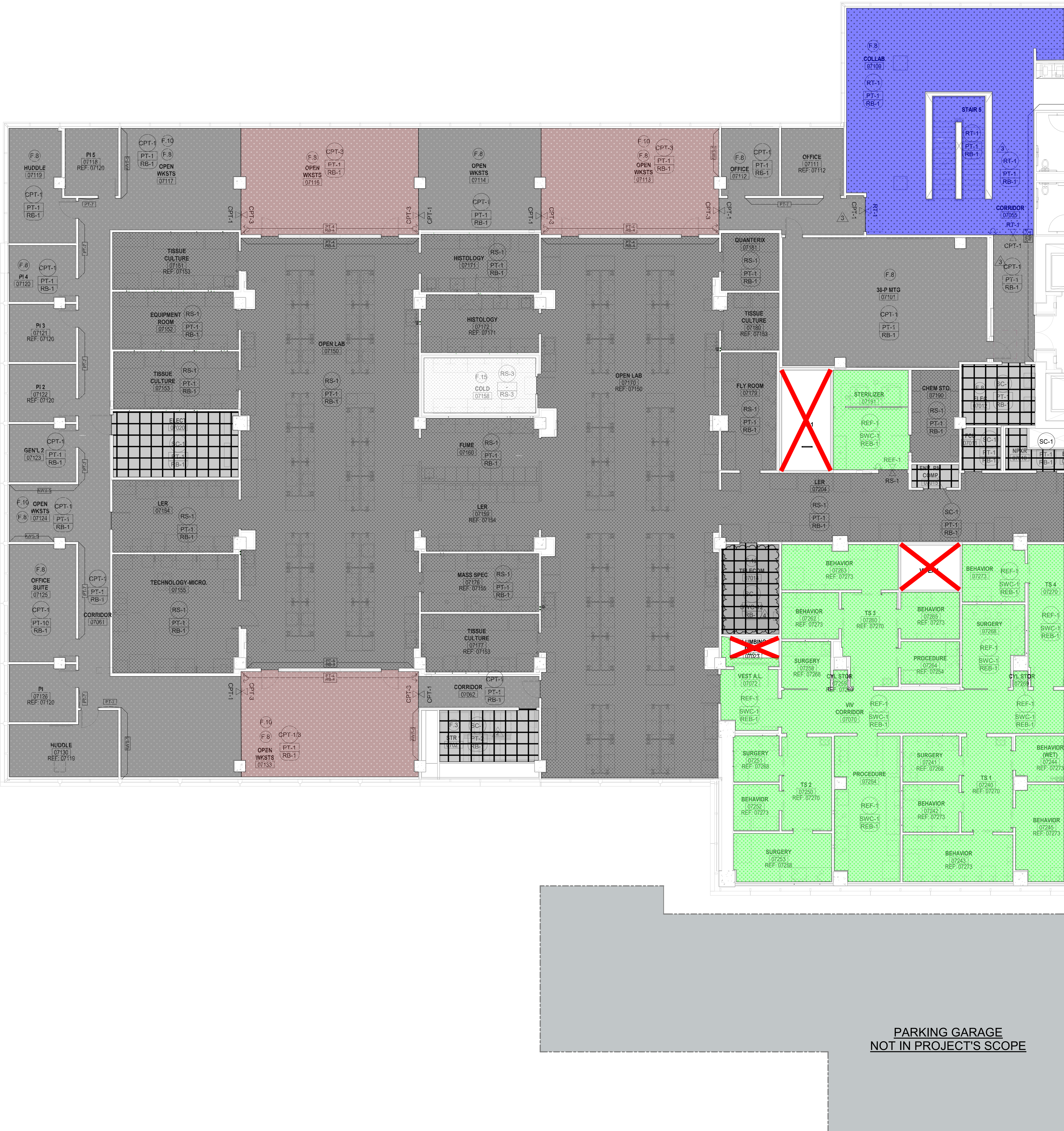
FINISH TAG LEGEND

FINISH TAG	FLOOR
	WALL
	BASE
WALL FINISH TAG	PT-1
FLOOR TRANSITION TAG	CPT-1
	CPT-2

KEYED NOTES - FINISH PLANS

- | # | DESCRIPTION |
|------|---|
| F.1 | REFER TO INTERIOR ELEVATIONS FOR MORE INFORMATION ON FINISHES AT THIS LOCATION. |
| F.2 | LAYOUT FOR STAINLESS STEEL DIVIDER STRIPS AT TERRAZZO. |
| F.3 | FIRE STAIR FINISHES TO INCLUDE THE FOLLOWING: TREADS AND RISERS - SC-1, HANDRAILS, STAIR PAN, AND STRINGER PAINT - PT-1, WALLS PT-2, CONCRETE COLUMNS TO REMAIN EXPOSED, IF APPLICABLE. |
| F.4 | INSTALL 4.0" SHEET OF FRP DIRECTLY ABOVE BASE FOR A HEIGHT OF 4'-4" AFF. |
| F.5 | PRECAST TERRAZZO TREADS AND RISERS, TO MATCH ADJACENT TERRAZZO COLOR (TZ-1/TZ-2). |
| F.6 | ALL ROUND COLUMNS TO BE PAINTED PT-2, COLUMN BASE (TZB-1/TZB-1A) TO MATCH ADJACENT FLOOR FINISH. REFER TO AWS-1 SERIES FOR GYP PLASTER FINISH. |
| F.7 | REFER TO RESTROOM ELEVATIONS FOR EXACT TILE LOCATIONS. |
| F.8 | COLUMN TO REMAIN EXPOSED CONCRETE. INSTALL COVED BASE RS-1. REFER TO ALT. BID 12. |
| F.9 | INSTALL METAL TOP CAP POWDER COATED TO MATCH PT-3. SEE DETAILS FOR MORE INFORMATION. |
| F.10 | WRAPPED WALL PANEL AWS-5 TO BE INSTALLED AT 2" AFF TO 1" FROM FINISHED CEILING HEIGHT. SEE TYPICAL ELEVATIONS. REFER TO ALT. 13. |
| F.11 | PAINT GYPSUM BOARD CEILING PT-8. |
| F.12 | INSTALL 3/4" FIRE RETARDANT TREATED PLYWOOD AT ALL WALLS FROM 20" AFF TO 108" AFF. |
| F.13 | INSTALL FRP-1 FULL HEIGHT. |
| F.14 | INSTALL 1" WIDE STAINLESS STEEL FLAT BAR STOCK AT PAINT TRANSITION. |
| F.15 | REFER TO SPECIFICATION 132100 CONTROLLED ENVIRONMENTAL ROOMS FOR ADDITIONAL FINISH INFORMATION. |
| F.16 | RUBBER BASE TO BE WRAPPED FROM CORRIDOR TO THIS INSIDE CORNER. REMAINING BASE IN CAFE TO BE TERRAZZO. |
| F.17 | PROVIDE A MITERED CORNER AT PRECAST TERRAZZO BASE. |
| F.18 | REFER TO EXTERIOR ENCLOSURE DRAWINGS FOR FINISHES AT THE MECHANICAL PLenums. |
| F.19 | GALVANIZED STEEL AT THE MECHANICAL LEVEL DOES NOT REQUIRE ADDITIONAL PAINTED COATING, TYP. |

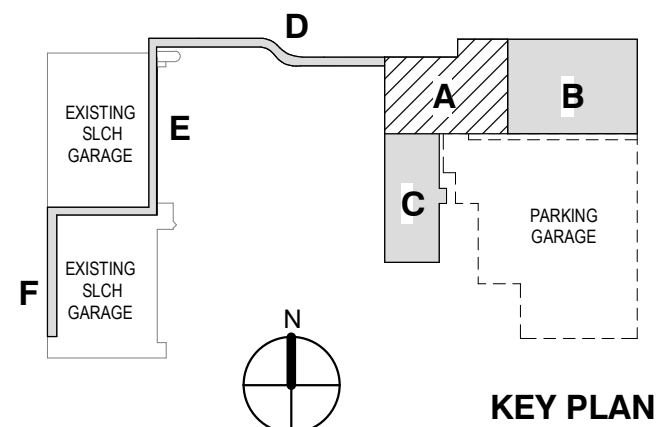
CPT-1 Gypsum Board Ceiling Painted PT-1, UNO Refer to AWS-1 for details. Notes: 1. See AWS-1 for details. 2. See AWS-1 for details.	SC-1 Stainless Steel Refer to AWS-1 for details. Notes: 1. See AWS-1 for details. 2. See AWS-1 for details.	RT-1 Resilient Tile Refer to AWS-1 for details. Notes: 1. See AWS-1 for details. 2. See AWS-1 for details.	RS-1 Rubber Sheet Refer to AWS-1 for details. Notes: 1. See AWS-1 for details. 2. See AWS-1 for details.	REF-1 Refer to AWS-1 for details. Notes: 1. See AWS-1 for details. 2. See AWS-1 for details.
CPT-3 Gypsum Board Ceiling Painted PT-1, UNO Refer to AWS-1 for details. Notes: 1. See AWS-1 for details. 2. See AWS-1 for details.	RS-3 Rubber Sheet Refer to AWS-1 for details. Notes: 1. See AWS-1 for details. 2. See AWS-1 for details.			



1 LEVEL RB07 FINISH PLAN - AREA A
1/8" = 1'-0"

4	ADDENDUM 29	13 APR 2021
3	ADDENDUM 27	26 MAR 2021
2	ADDENDUM 24	04 MAR 2021
1	ADDENDUM 22	22 FEB 2021
	ISSUED	29 JAN 2021

Rev.	Description	Date
------	-------------	------



KEY PLAN

LEVEL RB07 INTERIOR
FINISH PLAN AREA A

GENERAL NOTES - FINISH PLANS

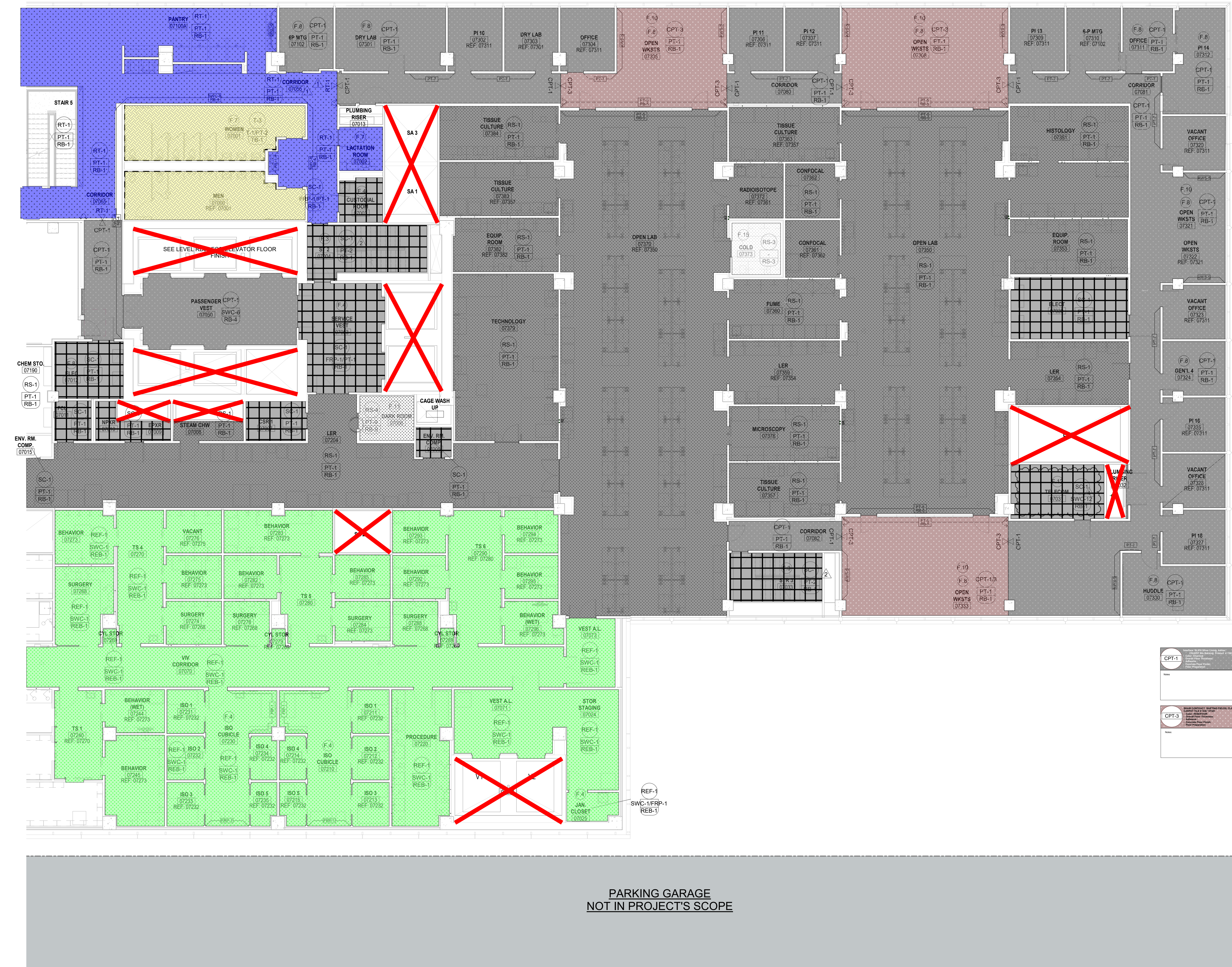
- REFER TO FINISH PLANS FOR EXTENT AND TYPE OF FLOOR AND WALL FINISHES.
- REFER TO REFLECTED CEILING PLANS FOR EXTENT OR CEILING TYPES. GYPSUM BOARD CEILINGS SHALL BE PAINTED PT-1, U.N.O.
- REFER TO INTERIOR ELEVATIONS FOR EXTENT AND TYPE OF MILLWORK FINISHES.
- WHERE FLOOR FINISHES CHANGE AT CASED OPENINGS, THE FINISH CHANGE SHALL OCCUR AT THE CENTERLINE OF THE CASED OPENING. WHERE FLOOR FINISHES CHANGE AT DOORWAYS, THE FINISH CHANGE SHALL OCCUR AT THE CENTERLINE OF THE DOOR IN A CLOSED POSITION.
- OLLOW METAL FRAMES AND DOORS: DOOR AND FRAME COLOR AND COATING TYPE TO MATCH ADJACENT WALLS. TYPICAL SHEEN OF HM DOORS AND/OR FRAMES TO BE SEMI-GLOSS. WHERE SWC-1, SWC-4 IS ADJACENT WALL COATING - DOORS AND/OR FRAMES TO BE EPOXY COATING TO MATCH ADJACENT WALL. STAINLESS STEEL DOOR FRAMES TO BE UNPAINTED.
- ALL FLUSH WOOD DOORS SHALL BE STAINED TO MATCH WD-1.
- COMMUNICATING STAIR IN COLLABORATION SPACE: GUARDRAILS AND VERTICAL PICKETS: PT-2, STRINGERS AND EXPOSED STRUCTURE: PT-1, HANDRAILS: WD-1, HANDRAIL BRACKETS: PT-2, CYP BD UNDERSIDE: PT-1, FASCIA: PT-1.
- SINKS IN QUARTZ COUNTERTOPS TO BE STAINLESS SHOWERS AT LEVEL 1: REFER TO FINISH PLANS AND DETAILS SHEET AWS-2.
- BLACK SEE TRANSITION DETAILS FOR MORE INFORMATION ON MODELS AND LOCATIONS.
- AT TOP - PAINT CYP BOARD BEHIND WOOD PANELING. PAINT COLOR TO BE PT-1.
- AT AWS - PAINT CYP BOARD BEHIND ACOUSTICAL WALL SYSTEM. AT AWS-1, AWS-2, PAINT COLOR TO BE PT-1.
- AT AWS-3, AWS-4, PAINT COLOR TO BE PT-X. AT AWS-5, PAINT COLOR TO MATCH ADJACENT WALL.
- AT FR/PR - PAINT CYP BOARD BEHIND PANELS. PAINT COLOR TO MATCH ADJACENT WALLS.

FINISH TAG LEGEND

FINISH TAG	FLOOR
WALL	BASE
WALL FINISH TAG	CPT-1
FLOOR TRANSITION TAG	CPT-2

KEYED NOTES - FINISH PLANS

- | # | DESCRIPTION |
|------|---|
| F.1 | REFER TO INTERIOR ELEVATIONS FOR MORE INFORMATION ON FINISHES AT THIS LOCATION. |
| F.2 | LAYOUT FOR STAINLESS STEEL DIVIDER STRIPS AT TERRAZZO. |
| F.3 | FIRE STAIR FINISHES TO INCLUDE THE FOLLOWING: TREADS AND RISERS: SC-1, HANDRAILS, STAIR PANEL AND STRINGER PAINT - PT-1, WALLS PT-2, CONCRETE COLUMNS TO REMAIN EXPOSED, IF APPLICABLE. |
| F.4 | INSTALL 4"X4" SHEET OF FRP DIRECTLY ABOVE BASE FOR A HEIGHT OF 4'-4" AFF. |
| F.5 | PRECAST TERRAZZO TREADS AND RISERS, TO MATCH ADJACENT TERRAZZO COLOR (12-1172-2). |
| F.6 | ALL ROUND COLUMNS TO BE PAINTED PT-2; COLUMN BASE (12B-1812B-1A) TO MATCH ADJACENT FLOOR FINISH. REFER TO ADXX SERIES FOR CYP, PLASTER FINISH. |
| F.7 | REFER TO RESTROOM ELEVATIONS FOR EXACT TILE LAYOUT. DOTTED LINE INDICATES WALL TILE LOCATIONS. |
| F.8 | COLUMN TO REMAIN EXPOSED CONCRETE. INSTALL COVED BASE RB-1. REFER TO ALT. BID 12. |
| F.9 | INSTALL METAL TOP CAP POWDER COATED TO MATCH PT-3. SEE DETAILS FOR MORE INFORMATION. |
| F.10 | WRAPPED WALL PANEL AWS-5 TO BE INSTALLED AT 2" AFF TO 1" FROM FINISHED CEILING HEIGHT. SEE TYPICAL ELEVATIONS. REFER TO ALT. 13. |
| F.11 | PAINT GYPSUM BOARD CEILING PT-6. |
| F.12 | INSTALL 3/4" FRP REINFORCED TREATED PLYWOOD AT ALL WALLS FROM 20" AFF TO 108" AFF. |
| F.13 | INSTALL FRP-1 FULL HEIGHT. |
| F.14 | INSTALL 1" WIDE STAINLESS STEEL FLAT BAR STOCK AT PAINT TRANSITION. |
| F.15 | REFER TO SPECIFICATION 132100 CONTROLLED ENVIRONMENTAL ROOMS FOR ADDITIONAL FINISH INFORMATION. |
| F.16 | RUBBER BASE TO BE WRAPPED FROM CORRIDOR TO THIS INSIDE CORNER. REMAINING BASE IN CAPE TO BE TERRAZZO. |
| F.17 | PROVIDE A MITERED CORNER AT PRECAST TERRAZZO BASE. |
| F.18 | REFER TO EXTERIOR ENCLOSURE DRAWINGS FOR FINISHES AT THE MECHANICAL PLenums. |
| F.19 | GALVANIZED STEEL AT THE MECHANICAL LEVEL DOES NOT REQUIRE ADDITIONAL PAINTED COATING, TYP. |

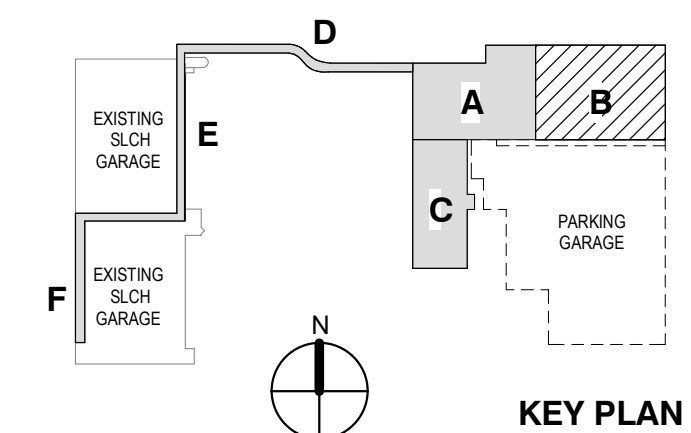


PARKING GARAGE
NOT IN PROJECT'S SCOPE

1 LEVEL RB07 FINISH PLAN - AREA B
1/8" = 1'-0"

4	ADDENDUM 29	13 APR 2021
3	ADDENDUM 27	26 MAR 2021
2	ADDENDUM 24	04 MAR 2021
1	ADDENDUM 22	22 FEB 2021
ISSUED		29 JAN 2021

Rev. Description Date



KEY PLAN

Drawing Title:

LEVEL RB07 INTERIOR
FINISH PLAN AREA B

Project No.: 005767.00 Checked by: Checker

A1207B

GENERAL NOTES - FINISH PLANS


- REFER TO FINISH PLANS FOR EXTENT AND TYPE OF FLOOR AND WALL FINISHES.
- REFER TO REFLECTED CEILING PLANS FOR EXTENT OR CEILING TYPES. GYPSUM BOARD CEILINGS SHALL BE PAINTED PT-1, U.O.D.
- REFER TO INTERIOR ELEVATIONS FOR EXTENT AND TYPE OF MILLWORK FINISHES.
- WHERE FLOOR FINISHES CHANGE AT CASED OPENINGS, THE FINISH CHANGE SHALL OCCUR AT THE CENTERLINE OF THE CASED OPENING. WHERE FLOOR FINISHES CHANGE AT DOORWAYS, THE FINISH CHANGE SHALL OCCUR AT THE CENTERLINE OF THE DOOR IN CLOSED POSITION.
- HOLLOW METAL FRAMES AND DOORS: DOOR AND FRAME COLOR AND COATING TYPE TO MATCH ADJACENT WALLS. TYPICAL SHEEN OF HMI DOORS AND/OR FRAMES TO BE SEMI-GLOSS. WHERE SWC-1, SWC-4 IS ADJACENT WALL COATING - DOORS AND/OR FRAMES TO BE EPOXY COATING TO MATCH ADJACENT WALL. STAINLESS STEEL DOOR FRAMES TO BE UNPAINTED.
- ALL FLUSH WOOD DOORS SHALL BE STAINED TO MATCH WD-1.
- COMMUNICATING STAIR IN COLLABORATION SPACE: GUARDRAILS AND VERTICAL PICKETS: PT-2, STRINGERS AND EXPOSED STRUCTURE: PT-1, HANDRAILS: WD-1, HANDRAIL BRACKETS: PT-2, GYP BD UNDERSIDE: PT-1, FASCIA: PT-1.
- SINKS IN QUARTZ COUNTERTOPS TO BE STAINLESS STEEL UNDERMOUNT.
- SHOWERS AT LEVEL 1: REFER TO FINISH PLANS AND DETAILS SHEET A022.
- ALL RESILIENT TRANSITIONS TO BE TARKETT COLOR BLACK. SEE TRANSITION DETAILS FOR MORE INFORMATION ON MODELS AND LOCATIONS.
- AT WDP - PAINT GYP BOARD BEHIND WOOD PANELING. PAINT COLOR TO BE PT-9.
- AT AWS - PAINT GYP BOARD BEHIND ACOUSTICAL WALL SYSTEM. AT AWS-1, AWS-2, PAINT COLOR TO BE PT-1. AT AWS-3, AWS-4, PAINT COLOR TO BE PT-X. AT AWS-5, PAINT COLOR TO MATCH ADJACENT WALL. AT FRPRL - PAINT GYP BOARD BEHIND PANELS. PAINT COLOR TO MATCH ADJACENT WALLS.

FINISH TAG LEGEND

FINISH TAG	FLOOR
	WALL
	BASE
WALL FINISH TAG	PT-1
FLOOR TRANSITION TAG	CPT-1
	CPT-2

KEYED NOTES - FINISH PLANS

- | # | DESCRIPTION |
|------|---|
| F.1 | REFER TO INTERIOR ELEVATIONS FOR MORE INFORMATION ON FINISHES AT THIS LOCATION. |
| F.2 | LAYOUT FOR STAINLESS STEEL DIVIDER STRIPS AT TERRAZZO. |
| F.3 | FIRE STAIR FINISHES TO INCLUDE THE FOLLOWING: TREADS AND RISERS - SC-1, HANDRAILS, STAIR PAN, AND STRINGER PAINT - PT-1, WALLS PT-2, CONCRETE COLUMNS TO REMAIN EXPOSED, IF APPLICABLE. |
| F.4 | INSTALL 4'-0" SHEET OF FRP DIRECTLY ABOVE BASE FOR A HEIGHT OF 4'-4" AFF. |
| F.5 | PRECAST TERRAZZO TREADS AND RISERS, TO MATCH ADJACENT TERRAZZO COLOR (TZ-1/TZ-2). |
| F.6 | ALL ROUND COLUMNS TO BE PAINTED PT-2, COLUMN BASE (TZB-1B/TZB-1A) TO MATCH ADJACENT FLOOR FINISH. REFER TO A01XX SERIES FOR GYP PLASTER FINISH. |
| F.7 | REFER TO RESTROOM ELEVATIONS FOR EXACT TILE LAYOUT. DOTTED LINE DEPICTS WALL TILE LOCATIONS. |
| F.8 | COLUMN TO REMAIN EXPOSED CONCRETE. INSTALL COVERED BASE RB-1. REFER TO A.L. BID 12. |
| F.9 | INSTALL METAL TOP CAP POWDER COATED TO MATCH PT-3. SEE DETAILS FOR MORE INFORMATION. |
| F.10 | WRAPPED WALL PANEL AWS-5 TO BE INSTALLED AT 72" AFF TO 1" FROM FINISHED CEILING HEIGHT. SEE TYPICAL ELEVATIONS. REFER TO A.L. 13. |
| F.11 | PAINT GYPSUM BOARD CEILING PT-9. |
| F.12 | INSTALL 3/4" FIRE RETARDANT TREATED PLYWOOD AT ALL WALLS FROM 20" AFF TO 108" AFF. |
| F.13 | INSTALL FRP-1 FULL HEIGHT. |
| F.14 | INSTALL 1" WIDE STAINLESS STEEL FLAT BAR STOCK AT PAINT TRANSITION. |
| F.15 | REFER TO SPECIFICATION 132100 CONTROLLED ENVIRONMENTAL ROOMS FOR ADDITIONAL FINISH INFORMATION. |
| F.16 | RUBBER BASE TO BE WRAPPED FROM CORRIDOR TO THIS INSIDE CORNER. REMAINING BASE IN CAFE TO BE TERRAZZO. |
| F.17 | PROVIDE A WATERED CORNER AT PRECAST TERRAZZO BASE. |
| F.18 | REFER TO EXTERIOR ENCLOSURE DRAWINGS FOR FINISHES AT THE MECHANICAL PLenums. |
| F.19 | GALVANIZED STEEL AT THE MESANINE LEVEL DOES NOT REQUIRE ADDITIONAL PAINTED COATING. TYP. |

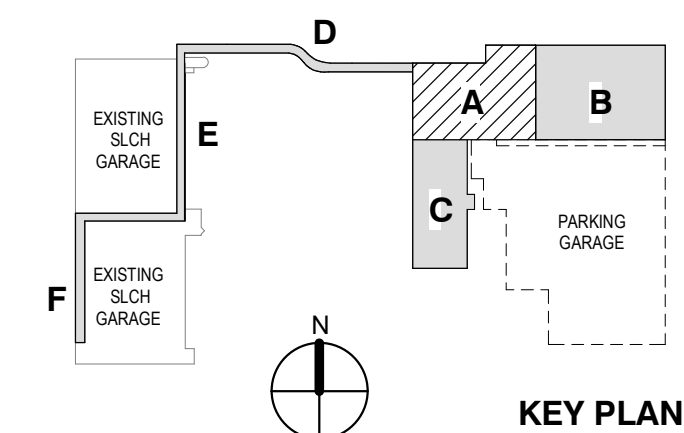


PARKING GARAGE
NOT IN PROJECT'S SCOPE

1 LEVEL RB08 FINISH PLAN - AREA A
1/8" = 1'-0"

5	ADDENDUM 34	30 APR 2021
4	ADDENDUM 29	13 APR 2021
3	ADDENDUM 27	26 MAR 2021
2	ADDENDUM 24	04 MAR 2021
1	ADDENDUM 22	22 FEB 2021
ISSUED		29 JAN 2021

Rev. Description Date



Drawing Title:

LEVEL RB08 INTERIOR FINISH PLAN AREA A

Project No.: 005767.00 Checked by: Checker

A1208A

GENERAL NOTES - FINISH PLANS

- REFER TO FINISH PLANS FOR EXTENT AND TYPE OF FLOOR AND WALL FINISHES.
- REFER TO REFLECTED CEILING PLANS FOR EXTENT OR CEILING TYPES. GYPSUM BOARD CEILINGS SHALL BE PAINTED PT-1. U/V.O.
- REFER TO INTERIOR ELEVATIONS FOR EXTENT AND TYPE OF MILLWORK FINISHES.
- WHERE FLOOR FINISHES CHANGE AT CASED OPENINGS, THE FINISH CHANGE SHALL OCCUR AT THE CENTERLINE OF THE CASED OPENING. WHERE FLOOR FINISHES CHANGE AT DOORWAYS, THE FINISH CHANGE SHALL OCCUR AT THE CENTERLINE OF THE DOOR IN CLOSED POSITION.
- HOLLOW METAL FRAMES AND DOORS: DOOR AND FRAME COLOR AND COATING TYPE TO MATCH ADJACENT WALLS. TYPICAL SHEEN OF WOOD DOORS AND/OR FRAMES TO BE SEMI-GLOSS. WHERE SWC-1, SWC-4 IS ADJACENT WALL COATING. DOORS AND/OR FRAMES TO BE EPOXY COATING TO MATCH ADJACENT WALL. STAINLESS STEEL DOOR FRAMES TO BE UNPAINTED.
- ALL FLUSH WOOD DOORS SHALL BE STAINED TO MATCH W.D.
- COMMUNICATING STAIR IN COLLABORATION SPACE; GUARDRAILS AND VERTICAL PICKETS: PT-2, STRINGERS AND EXPOSED STRUCTURE: PT-1, HANDRAILS: WD-1.
- HANDRAIL BRACKETS: PT-2, GYP BD UNDERSIDE: PT-1, FASCIA: PT-1.
- SINKS IN QUARTZ COUNTERTOPS TO BE STAINLESS STEEL UNDERMOUNT.
- SHOWERS AT LEVEL 1: REFER TO FINISH PLANS AND DETAILS SHEET A022.
- ALL RESILIENT TRANSITIONS TO BE TARKETT COLOR BLACK. SEE TRANSITION DETAILS FOR MORE INFORMATION ON MODELS AND LOCATIONS.
- AT WDP - PAINT GYP BOARD BEHIND WOOD PANELING.
- AT AWS - PAINT GYP BOARD BEHIND ACOUSTICAL WALL SYSTEM. AT AWS-1, AWS-2: PAINT COLOR TO BE PT-1. AT AWS-3, AWS-4: PAINT COLOR TO BE PT-X. AT AWS-5: PAINT COLOR TO MATCH ADJACENT WALL. AT FPRP - PAINT GYP BOARD BEHIND PANELS. PAINT COLOR TO MATCH ADJACENT WALLS.

FINISH TAG LEGEND

FINISH TAG	FLOOR
	WALL
	BASE
WALL FINISH TAG	PT-1
FLOOR TRANSITION TAG	CPT-1
	CPT-2

KEYED NOTES - FINISH PLANS

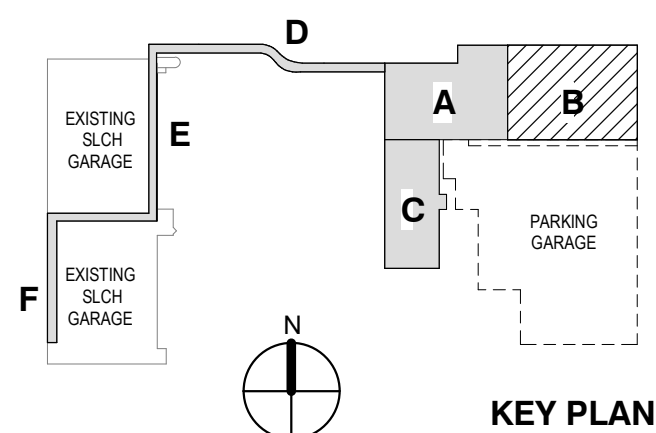
- | # | DESCRIPTION |
|------|---|
| F.1 | REFER TO INTERIOR ELEVATIONS FOR MORE INFORMATION ON FINISHES AT THIS LOCATION. |
| F.2 | LAYOUT FOR STAINLESS STEEL DIVIDER STRIPS AT TERRAZZO. |
| F.3 | FIRE STAIR FINISHES TO INCLUDE THE FOLLOWING: TREADS AND RISERS - SC-1, HANDRAILS, STAIR PAN, AND STRINGER PAINT - PT-1. WALLS PT-2. CONCRETE COLUMNS TO REMAIN EXPOSED, IF APPLICABLE. |
| F.4 | INSTALL 4'-0" SHEET OF FRP DIRECTLY ABOVE BASE FOR A HEIGHT OF 4'-4" AFF. |
| F.5 | PRECAST TERRAZZO TREADS AND RISERS, TO MATCH ADJACENT TERRAZZO COLOR (TZ-1/TZ-2). |
| F.6 | ALL ROUND COLUMNS TO BE PAINTED PT-2. COLUMN BASE (TZB-BT2B-1A) TO MATCH ADJACENT FLOOR FINISH. REFER TO A01XX SERIES FOR GYP. PLASTER FINISH. |
| F.7 | REFER TO RESTROOM ELEVATIONS FOR EXACT TILE LAYOUT. DOTTED LINE DEPICTS WALL TILE LOCATIONS. |
| F.8 | COLUMN TO REMAIN EXPOSED CONCRETE. INSTALL COVERED BASE RB-1. REFER TO ALT. BID 12. |
| F.9 | INSTALL METAL TOP CAP POWDER COATED TO MATCH PT-3. SEE DETAILS FOR MORE INFORMATION. |
| F.10 | WRAPPED WALL PANEL, AWS-5 TO BE INSTALLED AT 72" AFF TO 1" FROM FINISHED CEILING HEIGHT. SEE TYPICAL ELEVATIONS. REFER TO ALT. 13. |
| F.11 | PAINT GYPSUM BOARD CEILING PT-9. |
| F.12 | INSTALL 3/4" FIRE RETARDANT TREATED PLYWOOD AT ALL WALLS FROM 90" AFF TO 10' AFF. |
| F.13 | INSTALL FRP-1 FULL HEIGHT. |
| F.14 | INSTALL 1" WIDE STAINLESS STEEL FLAT BAR STOCK AT PAINT TRANSITION. |
| F.15 | REFER TO SPECIFICATION 132100 CONTROLLED ENVIRONMENTAL ROOMS FOR ADDITIONAL FINISH INFORMATION. |
| F.16 | RUBBER BASE TO BE WRAPPED FROM CORRIDOR TO THIS INSIDE CORNER. REMAINING BASE IN CAFE TO BE TERRAZZO. |
| F.17 | PROVIDE A MITERED CORNER AT PRECAST TERRAZZO BASE. |
| F.18 | REFER TO EXTERIOR ENCLOSURE DRAWINGS FOR FINISHES AT THE MECHANICAL PLenums. |
| F.19 | GALVANIZED STEEL AT THE MESANINE LEVEL DOES NOT REQUIRE ADDITIONAL PAINTED COATING, TYP. |



1 LEVEL RB08 FINISH PLAN - AREA B
1/8" = 1'-0"

5	ADDENDUM 34	30 APR 2021
4	ADDENDUM 29	13 APR 2021
3	ADDENDUM 27	26 MAR 2021
2	ADDENDUM 24	04 MAR 2021
1	ADDENDUM 22	22 FEB 2021
ISSUED		29 JAN 2021

Rev. Description Date



Drawing Title:

LEVEL RB08 INTERIOR
FINISH PLAN AREA B

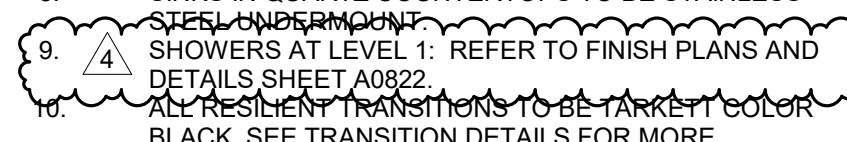
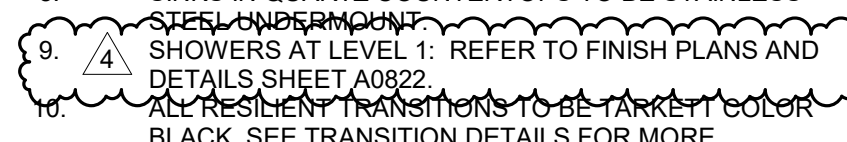
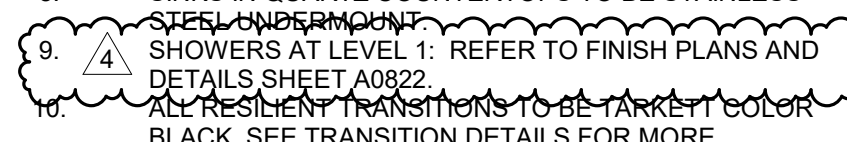
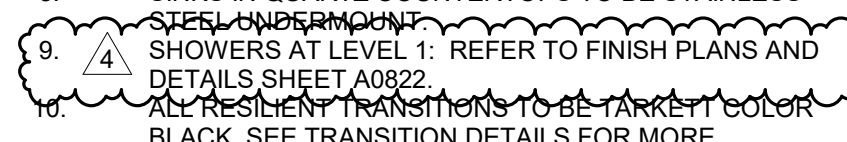
Project No.: 005767.00 Checked by: Checker

A1208B

© 2012 The Cannon Corporation


$$1/8" = 1'-0"$$

GENERAL NOTES - FINISH PLANS


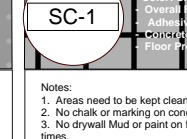
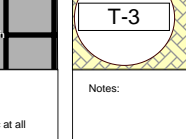
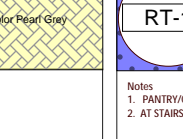


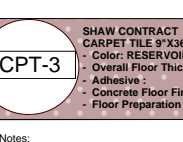
1. REFER TO FINISH PLANS FOR EXTENT AND TYPE OF FLOOR AND WALL FINISHES.
2. REFER TO REFLECTED CEILING PLANS FOR EXTENT OR CEILING TYPES. GYPSUM BOARD CEILINGS SHALL BE PAINTED PT-1, UNO.
3. REFER TO INTERIOR ELEVATIONS FOR EXTENT AND TYPE OF MILLWORK FINISHES.
4. WHERE FLOOR FINISHES CHANGE AT CASING OPENINGS, THE FINISH CHANGE SHALL OCCUR AT THE CENTERLINE OF THE CASING OPENING. WHERE FLOOR FINISHES CHANGE AT DOORWAYS, THE FINISH CHANGE SHALL OCCUR AT THE CENTERLINE OF THE DOOR IN CLOSED POSITION.
5.  SINKS IN QUARTZ COUNTERTOPS TO BE STAINLESS STEEL. SHOWERS AT LEVEL 1. REFER TO FINISH PLANS AND DETAILS SHEET AWS-2.
6. ALL FLUSH WOOD DOORS SHALL BE STAINED TO MATCH W0-1.
7. COMMUNICATING STAIR IN COLLABORATION SPACE, GUARDRAILS AND VERTICAL PICKETS PT-2, STRINGERS AND EXPOSED STRUCTURE PT-1, HANDRAILS W0-1, HANDRAIL BRACKETS PT-2, GYP BD UNDERSIDE PT-1, FASCIA PT-1.
8.  SINKS IN QUARTZ COUNTERTOPS TO BE STAINLESS STEEL. SHOWERS AT LEVEL 1. REFER TO FINISH PLANS AND DETAILS SHEET AWS-2.
9.  SINKS IN QUARTZ COUNTERTOPS TO BE STAINLESS STEEL. SHOWERS AT LEVEL 1. REFER TO FINISH PLANS AND DETAILS SHEET AWS-2.
10.  SINKS IN QUARTZ COUNTERTOPS TO BE STAINLESS STEEL. SHOWERS AT LEVEL 1. REFER TO FINISH PLANS AND DETAILS SHEET AWS-2.
11. AT WOP - PAINT GYP BOARD BEHIND WOOD PANELING. PAINT COLOR TO BE PT-4.
12. AT AWS - PAINT GYP BOARD BEHIND ACOUSTICAL WALL SYSTEM. AT AWS-1, AWS-2, PAINT COLOR TO BE PT-1. AT AWS-3, AWS-4, PAINT COLOR TO BE PT-X. AT AWS-5, PAINT COLOR TO MATCH ADJACENT WALLS. AT FRPRL - PAINT GYP BOARD BEHIND PANELS. PAINT COLOR TO MATCH ADJACENT WALLS.
13. AT FRPRL - PAINT GYP BOARD BEHIND PANELS. PAINT COLOR TO MATCH ADJACENT WALLS.

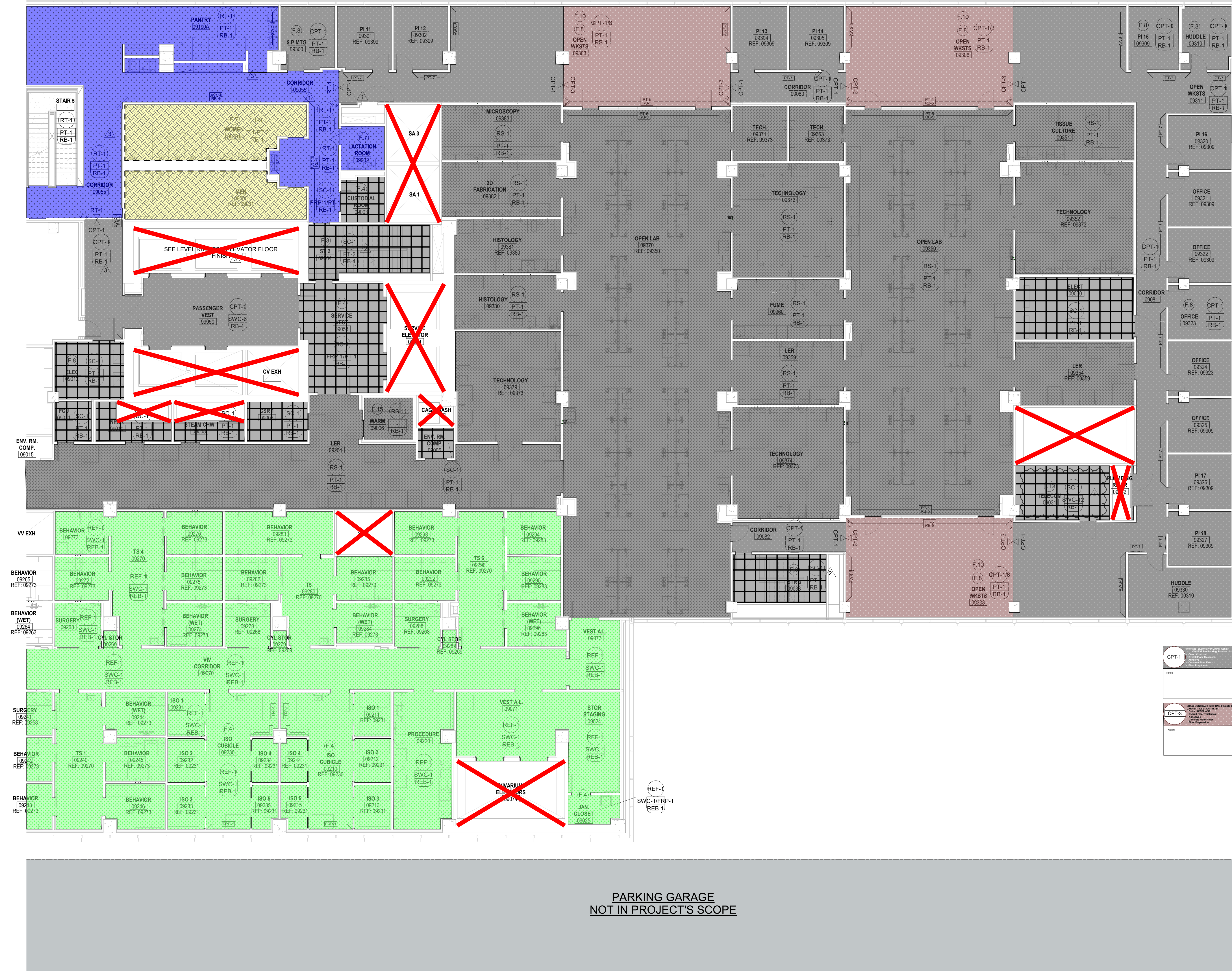
FINISH TAG LEGEND

FINISH TAG	
WALL FINISH TAG	
FLOOR TRANSITION TAG	

KEYED NOTES - FINISH PLANS

- | # | DESCRIPTION |
|------|---|
| F.1 | REFER TO INTERIOR ELEVATIONS FOR MORE INFORMATION ON FINISHES AT THIS LOCATION. |
| F.2 | LAYOUT FOR STAINLESS STEEL DIVIDER STRIPS AT TERRAZZO. |
| F.3 | FIRE STAIR FINISHES TO INCLUDE THE FOLLOWING: TREADS AND RISERS - SC-1, HANDRAILS, STAIR PAN, AND STRINGER PAINT - PT-1, WALLS PT-2, CONCRETE COLUMNS TO REMAIN EXPOSED, IF APPLICABLE. |
| F.4 | INSTALL 4'-0" SHEET OF FRP DIRECTLY ABOVE BASE FOR A HEIGHT OF 4'-4" AFF. |
| F.5 | PRECAST TERRAZZO TREADS AND RISERS, TO MATCH ADJACENT TERRAZZO COLOR (TZ-17Z-2). |
| F.6 | ALL ROUND COLUMNS TO BE PAINTED PT-2, COLUMN BASE (TZB-1B/TZB-1A) TO MATCH ADJACENT FLOOR FINISH. REFER TO A10XX SERIES FOR GYP. PLASTER FINISH. |
| F.7 | REFER TO RESTROOM ELEVATIONS FOR EXACT TILE LAYOUT. DOTTED LINE DEPICTS WALL TILE LOCATIONS. |
| F.8 | COLUMN TO REMAIN EXPOSED CONCRETE. INSTALL COVERED BASE RB-1. REFER TO ALT. BID 12. |
| F.9 | INSTALL METAL TOP CAP POWDER COATED TO MATCH PT-3. SEE DETAILS FOR MORE INFORMATION. |
| F.10 | WRAPPED WALL PANEL AWS-5 TO BE INSTALLED AT 72" AFF TO 1" FROM FINISHED CEILING HEIGHT. SEE TYPICAL ELEVATIONS. REFER TO ALT. 13. |
| F.11 | PAINT GYPSUM BOARD CEILING PT-9. |
| F.12 | INSTALL 3/4" FIRE RETARDANT TREATED PLYWOOD AT ALL WALLS FROM 20" AFF TO 100" AFF. |
| F.13 | INSTALL FRP-1 FULL HEIGHT. |
| F.14 | INSTALL 1" WIDE STAINLESS STEEL FLAT BAR STOCK AT PAINT TRANSITION. |
| F.15 | REFER TO SPECIFICATION 132100 CONTROLLED ENVIRONMENTAL ROOMS FOR ADDITIONAL FINISH INFORMATION. |
| F.16 | RUBBER BASE TO BE WRAPPED FROM CORRIDOR TO THIS INSIDE CORNER. REMAINING BASE IN CAFE TO BE TERRAZZO. |
| F.17 | PROVIDE A MITERED CORNER AT PRECAST TERRAZZO BASE. |
| F.18 | REFER TO EXTERIOR ENCLOSURE DRAWINGS FOR FINISHES AT THE MECHANICAL PLenums. |
| F.19 | GALVANIZED STEEL AT THE MESANINE LEVEL DOES NOT REQUIRE ADDITIONAL PAINTED COATING, TYP. |

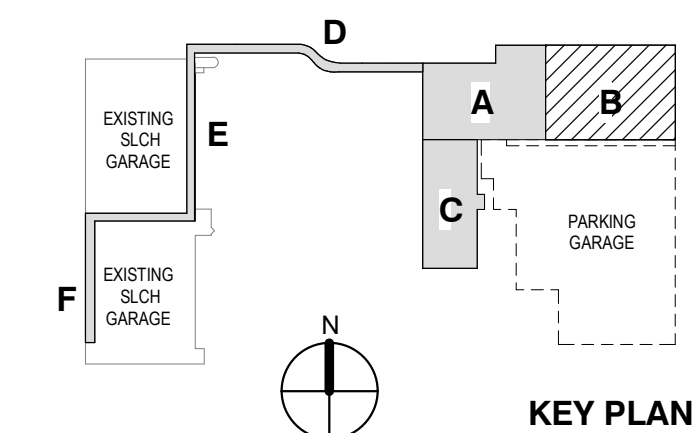
 CPT-1 CONCRETE PAINTED PT-1 UNO	 SC-1 STAINLESS STEEL DIVIDER STRIPS	 T-3 TERRAZZO TREADS AND RISERS	 RT-1 RUBBER BASE	 RS-1 RUBBER BASE	 REF-1 REFLECTED CEILING
 CPT-3 CONCRETE PAINTED PT-3 UNO					



1 LEVEL RB09 FINISH PLAN - AREA B
1/8" = 1'-0"

4	ADDENDUM 29	13 APR 2021
3	ADDENDUM 27	26 MAR 2021
2	ADDENDUM 24	04 MAR 2021
1	ADDENDUM 22	22 FEB 2021
	ISSUED	29 JAN 2021

Rev.	Description	Date
------	-------------	------



Drawing Title:

LEVEL RB09 INTERIOR FINISH PLAN AREA B

Project No.: 005767.00 Checked by: Checker

A1209B

GENERAL NOTES - FINISH PLANS

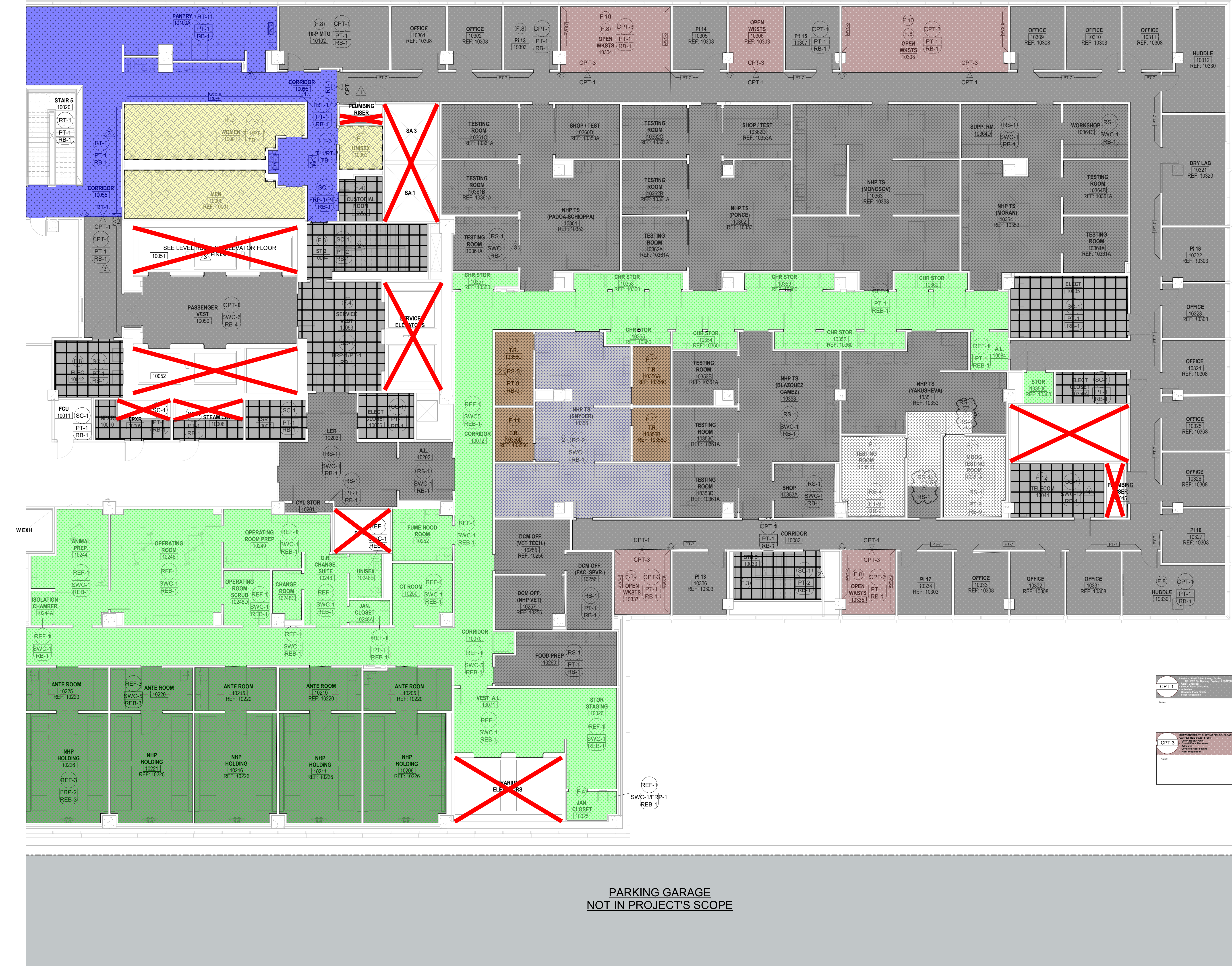
1. REFER TO FINISH PLANS FOR EXTENT AND TYPE OF FLOOR AND WALL FINISHES
2. REFER TO REFLECTED CEILING PLANS FOR EXTENT OR CEILING TYPES. GYPSUM BOARD CEILINGS SHALL BE PAINTED PT-1, UNO
3. REFER TO INTERIOR ELEVATIONS FOR EXTENT AND TYPE OF MILLWORK FINISHES
4. WHERE FLOOR FINISHES CHANGE AT CASING OPENINGS, THE FINISH CHANGE SHALL OCCUR AT THE CENTERLINE OF THE CASING OPENING. WHERE FLOOR FINISHES CHANGE AT DOORWAYS, THE FINISH CHANGE SHALL OCCUR AT THE CENTERLINE OF THE DOOR IN CLOSED POSITION.
5. HOLLOW METAL FRAMES AND DOORS: DOOR AND FRAME COLOR AND COATING TYPE TO MATCH ADJACENT WALLS. TYPICAL SHER OF HM DOORS AND/OR FRAMES TO BE SEMI-GLOSS. WHERE SWC-1 - SWC-4 IS ADJACENT WALL COATING - DOORS AND/OR FRAMES TO BE EPOXY COATING TO MATCH ADJACENT WALL. STAINLESS STEEL DOOR FRAMES TO BE UNPAINTED.
6. ALL FLUSH WOOD DOORS SHALL BE STAINED TO MATCH WDC-1
7. COMMUNICATING STAIR IN COLLABORATION SPACE, GLAZED RISERS AND VERTICAL PICKETS PT-2, STRINGERS AND EXPOSED STRUCTURE PT-1, HANDRAILS WDC-1, HANDRAIL BRACKETS PT-2, GYP BD UNDERSIDE PT-1, FASCIA PT-1
8. SINKS IN QUARTZ COUNTERTOPS TO BE STAINLESS STEEL UNDERMOUNT
9. SHOWERS AT LEVEL 1: REFER TO FINISH PLANS AND DETAILS SHEET A0020
10. ALL RESILIENT TRANSITIONS TO BE TARKETT COLOR BLACK. SEE TRANSITION DETAILS FOR MORE INFORMATION ON MODELS AND LOCATIONS
11. AT WDC - PAINT GYP BOARD BEHIND WOOD PANELING. PAINT COLOR TO BE PT-2
12. AT AWS - PAINT GYP BOARD BEHIND ACOUSTICAL WALL SYSTEM. AT AWS-1, AWS-2, PAINT COLOR TO BE PT-1. AT AWS-3, AWS-4, PAINT COLOR TO BE PT-X. AT AWS-5, PAINT COLOR TO MATCH PANELS. PAINT COLOR TO MATCH ADJACENT WALLS.
13. AT FRP/RL - PAINT GYP BOARD BEHIND PANELS. PAINT COLOR TO MATCH ADJACENT WALLS.

FINISH TAG LEGEND

FLOOR FINISH TAG	FLOOR
WALL FINISH TAG	WALL
FLOOR TRANSITION TAG	BASE
	PT-1
	CPT-1
	CPT-2

KEYED NOTES - FINISH PLANS

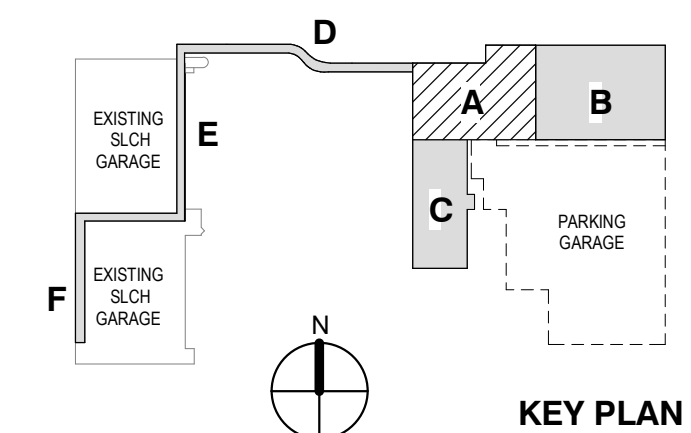
- | # | DESCRIPTION |
|------|--|
| F.1 | REFER TO INTERIOR ELEVATIONS FOR MORE INFORMATION ON FINISHES AT THIS LOCATION. |
| F.2 | LAYOUT FOR STAINLESS STEEL DIVIDER STRIPS AT TERRAZZO |
| F.3 | FIRE STAIR FINISHES TO INCLUDE THE FOLLOWING: TREADS AND RISERS - SC-1, HANDRAILS, STAIR PAN, AND STRINGER PAINT - PT-1, WALLS PT-2, CONCRETE COLUMNS TO REMAIN EXPOSED, IF APPLICABLE |
| F.4 | INSTALL 4'-0" SHEET OF FRP DIRECTLY ABOVE BASE FOR A HEIGHT OF 4'-4" AFF. |
| F.5 | PRECAST TERRAZZO TREADS AND RISERS, TO MATCH ADJACENT TERRAZZO COLOR (T2-T2-2) |
| F.6 | ALL ROUND COLUMNS TO BE PAINTED PT-2, COLUMN BASE (T2B-T2B-1A) TO MATCH ADJACENT FLOOR FINISH. REFER TO ANSYS SERIES FOR GYP PLASTER FINISH |
| F.7 | REFER TO RESTROOM ELEVATIONS FOR EXACT TILE LAYOUT. DOTTED LINE DEPICTS WALL TILE LOCATIONS |
| F.8 | COLUMN TO REMAIN EXPOSED CONCRETE. INSTALL COVERED BASE RB-1. REFER TO ALT. BID 12 |
| F.9 | INSTALL METAL TOP CAP POWDER COATED TO MATCH PT-3. SEE DETAILS FOR MORE INFORMATION |
| F.10 | WRAPPED WALL PANEL AWS-5 TO BE INSTALLED AT 12" AFF TO 1" FROM FINISHED CEILING HEIGHT. SEE TYPICAL ELEVATIONS. REFER TO ALT. 13 |
| F.11 | PAINT GYPSUM BOARD CEILING PT-9 |
| F.12 | INSTALL 3/4" FIRE RETARDANT TREATED PLYWOOD AT ALL WALLS FROM 20" AFF TO 108" AFF. |
| F.13 | INSTALL FRP-1 FULL HEIGHT |
| F.14 | INSTALL 1" WIDE STAINLESS STEEL FLAT BAR STOCK AT PAINT TRANSITION |
| F.15 | REFER TO SPECIFICATION 132100 CONTROLLED ENVIRONMENTAL ROOMS FOR ADDITIONAL FINISH INFORMATION |
| F.16 | RUBBER BASE TO BE WRAPPED FROM CORRIDOR TO THIS INSIDE CORNER. REMAINING BASE IN CAVE TO BE TERRAZZO |
| F.17 | PROVIDE A MITERED CORNER AT PRECAST TERRAZZO BASE |
| F.18 | REFER TO EXTERIOR ENCLOSURE DRAWINGS FOR FINISHES AT THE MECHANICAL PLenums |
| F.19 | GALVANIZED STEEL AT THE MECHANICAL LEVEL DOES NOT REQUIRE ADDITIONAL PAINTED COATING, TYP. |



1 LEVEL RB10 FINISH PLAN - AREA B

5	CPR-072	04 JUN 2021
4	ADDENDUM 29	13 APR 2021
3	ADDENDUM 27	26 MAR 2021
2	ADDENDUM 24	04 MAR 2021
1	ADDENDUM 22	22 FEB 2021
	ISSUED	29 JAN 2021

Rev.	Description	Date
------	-------------	------



Drawing Title:

LEVEL RB10 INTERIOR
FINISH PLAN AREA B

Project No.: 005767.00 Checked by: Checker

A1210B

GENERAL NOTES - FINISH PLANS

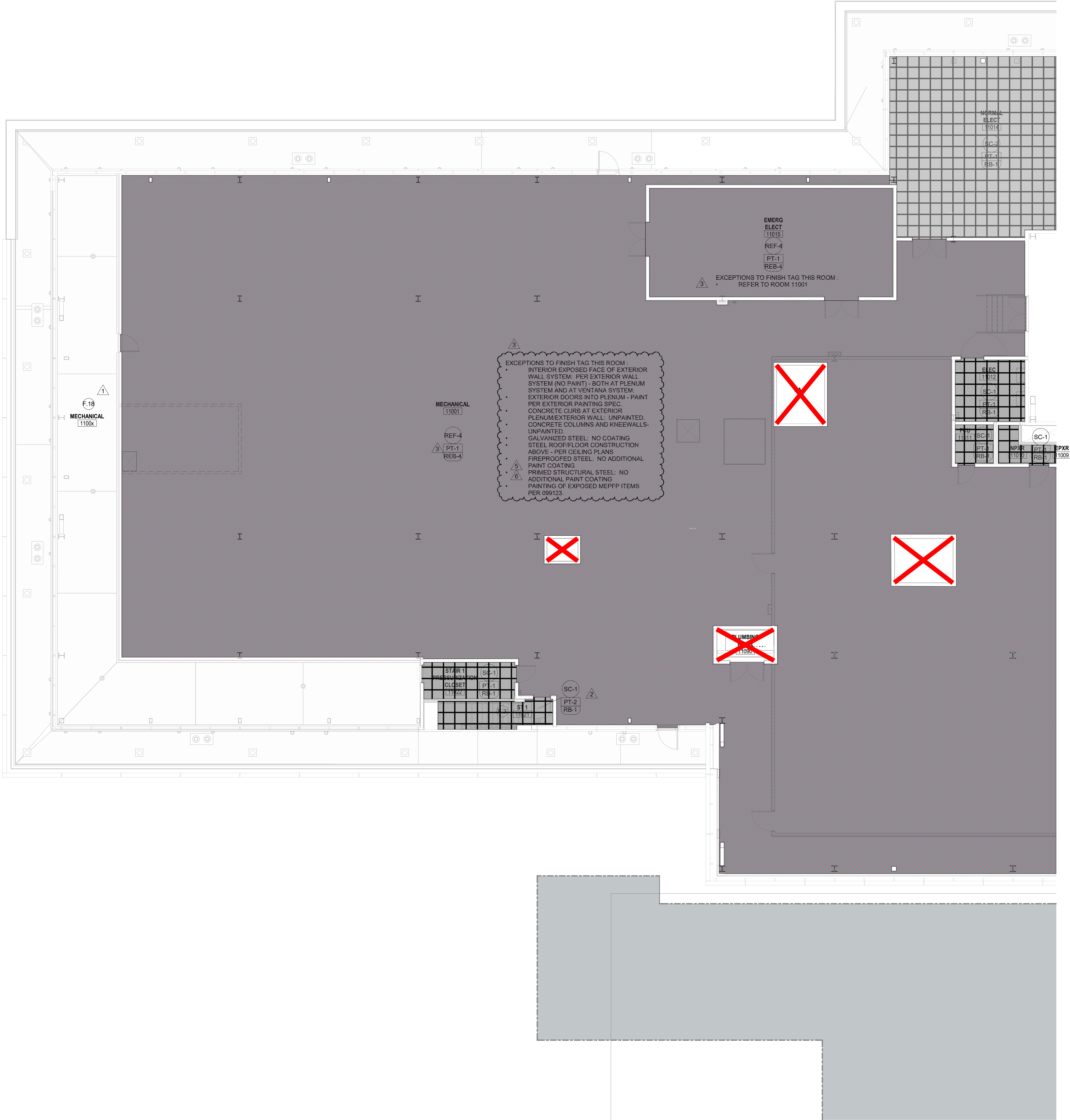
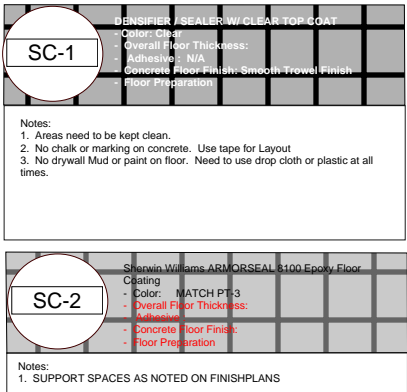
- REFER TO FINISH PLANS FOR EXTENT AND TYPE OF FLOOR AND WALL FINISHES.
- REFER TO REFLECTED CEILING PLANS FOR EXTENT OR CEILING TYPES. GYPSUM BOARD CEILINGS SHALL BE PAINTED PT-1, U.N.O.
- REFER TO INTERIOR ELEVATIONS FOR EXTENT AND TYPE OF MILLWORK FINISHES.
- WHERE FLOOR FINISHES CHANGE AT CASED OPENINGS, THE FINISH CHANGE SHALL OCCUR AT THE CENTERLINE OF THE CASED OPENING. WHERE FLOOR FINISHES CHANGE AT DOORWAYS, THE FINISH CHANGE SHALL OCCUR AT THE CENTERLINE OF THE DOOR IN SHED POSITION.
- OLLOW METAL FRAMES AND DOORS: DOOR AND FRAME COLOR AND COATING TYPE TO MATCH ADJACENT WALLS. TYPICAL SHEEN OF HM DOORS AND/OR FRAMES TO BE SEMI-GLOSS. WHERE SWC-1 - SWC-4 IS ADJACENT WALL COATING - DOORS AND/OR FRAMES TO BE EPOXY COATING TO MATCH ADJACENT WALL. STAINLESS STEEL DOOR FRAMES TO BE UNPAINTED.
- ALL FLUSH WOOD DOORS SHALL BE STAINED TO MATCH WD-1.
- COMMUNICATING STAIR IN COLLABORATION SPACE: GUARDRAILS AND VERTICAL PICKETS: PT-2, STRINGERS AND EXPOSED STRUCTURE: PT-1, HANDRAILS: WD-1, HANDRAIL BRACKETS: PT-2, GYP BD UNDERSIDE: PT-1, FASCIA: PT-1.
- SINKS IN QUARTZ COUNTERTOPS TO BE STAINLESS STEEL UNDERMOUNT.
- SHOWERS AT LEVEL 1: REFER TO FINISH PLANS AND DETAILS SHEET A002.
- ALL RESILIENT TRANSITIONS TO BE TARKETT COLOR BLACK. SEE TRANSITION DETAILS FOR MORE INFORMATION ON MODELS AND LOCATIONS.
- AT WDP - PAINT GYP BOARD BEHIND WOOD PANELING. PAINT COLOR TO BE PT-9.
- AT AWS - PAINT GYP BOARD BEHIND ACOUSTICAL WALL SYSTEM. AT AWS-1, AWS-2 - PAINT COLOR TO BE PT-1. AT AWS-3, AWS-4 - PAINT COLOR TO BE PT-X. AT AWS-5 - PAINT COLOR TO MATCH ADJACENT WALL.
- AT FR/FR-L - PAINT GYP BOARD BEHIND PANELS. PAINT COLOR TO MATCH ADJACENT WALLS.

FINISH TAG LEGEND

- FINISH TAG
- WALL FINISH TAG
- FLOOR TRANSITION TAG
- FLOOR
- WALL
- BASE
- PT-1
- CPT-1
- CPT-2

KEYED NOTES - FINISH PLANS

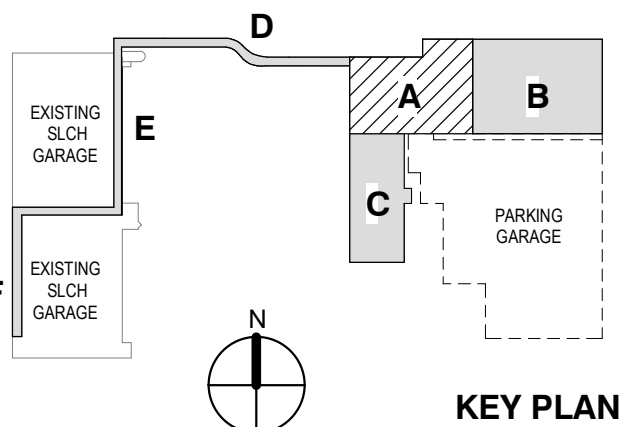
- | # | DESCRIPTION |
|------|---|
| F.1 | REFER TO INTERIOR ELEVATIONS FOR MORE INFORMATION ON FINISHES AT THIS LOCATION. |
| F.2 | LAYOUT FOR STAINLESS STEEL DIVIDER STRIPS AT TERRAZZO |
| F.3 | FIRE STAIR FINISHES TO INCLUDE THE FOLLOWING: TREADS AND RISERS - SC-1, HANDRAILS, STAIR PAN, AND STRINGER PAINT - PT-1, WALLS PT-2, CONCRETE COLUMNS TO REMAIN EXPOSED, IF APPLICABLE. |
| F.4 | INSTALL 4'-0" SHEET OF FRP DIRECTLY ABOVE BASE FOR A HEIGHT OF 4'-4" AFF. |
| F.5 | PRECAST TERRAZZO TREADS AND RISERS, TO MATCH ADJACENT TERRAZZO COLOR (T2-1/T2-2) |
| F.6 | ALL ROUND COLUMNS TO BE PAINTED PT-2, COLUMN BASE (T2B-1/T2B-1A) TO MATCH ADJACENT FLOOR FINISH. REFER TO A0100 SERIES FOR GYP PLASTER FINISH. |
| F.7 | REFER TO RESTROOM ELEVATIONS FOR EXACT TILE LAYOUT. DOTTED LINE DEPICTS WALL TILE LOCATIONS. |
| F.8 | COLUMN TO REMAIN EXPOSED CONCRETE. INSTALL COVED BASE RB-1. REFER TO ALT. BID 12. |
| F.9 | INSTALL METAL TOP CAP POWDER COATED TO MATCH PT-3. SEE DETAILS FOR MORE INFORMATION. |
| F.10 | WRAPPED WALL PANEL AWS-5 TO BE INSTALLED AT 72" AFF TO 1" FROM FINISHED CEILING HEIGHT. SEE TYPICAL ELEVATIONS. REFER TO ALT. 13. |
| F.11 | PAINT GYPSUM BOARD CEILING PT-9. |
| F.12 | INSTALL 3/4" FIRE RETARDANT TREATED PLYWOOD AT ALL WALLS FROM 20" AFF TO 108" AFF. |
| F.13 | INSTALL FRP-1 FULL HEIGHT. |
| F.14 | INSTALL 1" WIDE STAINLESS STEEL FLAT BAR STOCK AT PAINT TRANSITION. |
| F.15 | REFER TO SPECIFICATION 132100 CONTROLLED ENVIRONMENTAL ROOMS FOR ADDITIONAL FINISH INFORMATION. |
| F.16 | RUBBER BASE TO BE WRAPPED FROM CORRIDOR TO THIS INSIDE CORNER. REMAINING BASE IN CAFE TO BE TERRAZZO. |
| F.17 | PROVIDE A MITERED CORNER AT PRECAST TERRAZZO BASE. |
| F.18 | REFER TO EXTERIOR ENCLOSURE DRAWINGS FOR FINISHES AT THE MECHANICAL PLENUMS. |
| F.19 | GALVANIZED STEEL AT THE MESANINE LEVEL DOES NOT REQUIRE ADDITIONAL PAINTED COATING, TYP. |



1 LEVEL RB11 FINISH PLAN - AREA A
1/8" = 1'-0"

6	CPR 070	21 MAY 2021
5	ADDENDUM 34	30 APR 2021
4	ADDENDUM 29	13 APR 2021
3	ADDENDUM 27	26 MAR 2021
2	ADDENDUM 24	04 MAR 2021
1	ADDENDUM 22	22 FEB 2021
	ISSUED	29 JAN 2021

Rev. Description Date



Drawing Title:

LEVEL RB11 INTERIOR
FINISH PLAN AREA A

Project No.: 005767.00 Checked by: Checker

A1211A

GENERAL NOTES - FINISH PLANS



- REFER TO FINISH PLANS FOR EXTENT AND TYPE OF FLOOR AND WALL FINISHES
- REFER TO REFLECTED CEILING PLANS FOR EXTENT OR CEILING TYPES. GYPSUM BOARD CEILINGS SHALL BE PAINTED PT-1. U.N.O.
- REFER TO INTERIOR ELEVATIONS FOR EXTENT AND TYPE OF MILLWORK FINISHES
- WHERE FLOOR FINISHES CHANGE AT CASED OPENINGS, THE FINISH CHANGE SHALL OCCUR AT THE CENTERLINE OF THE CASED OPENING. WHERE FLOOR FINISHES CHANGE AT DOORWAYS, THE FINISH CHANGE SHALL OCCUR AT THE CENTERLINE OF THE DOOR IN A CLOSED POSITION.
- HOLLOW METAL FRAMES AND DOORS: DOOR AND FRAME COLOR AND COATING TYPE TO MATCH ADJACENT WALLS. TYPICAL SHEEN OF HM DOORS AND/OR FRAMES TO BE SEMI-GLOSS. WHERE SWC-1 - SWC-4 IS ADJACENT WALL COATING - DOORS AND/OR FRAMES TO BE EPOXY COATING TO MATCH ADJACENT WALL. STAINLESS STEEL DOOR FRAMES TO BE UNPAINTED.
- ALL FLUSH WOOD DOORS SHALL BE STAINED TO MATCH WD-1.
- COMMUNICATING STAIR IN COLLABORATION SPACE; GUARDRAILS AND VERTICAL PICKETS: PT-2, STRINGERS AND EXPOSED STRUCTURE: PT-1, HANDRAILS: WD-1, AFF. HANDRAIL BRACKETS: PT-2, GYP BD UNDERSIDE: PT-1, FASCIA: PT-1.
- SINKS IN QUARTZ COUNTERTOPS TO BE STAINLESS STEEL UNDERMOUNT.
- SHOWERS AT LEVEL 1: REFER TO FINISH PLANS AND DETAILS SHEET A002.
- ALL RESILIENT TRANSITIONS TO BE TARKETT COLOR BLACK. SEE TRANSITION DETAILS FOR MORE INFORMATION ON MODELS AND LOCATIONS.
- AT WOP - PAINT GYP BOARD BEHIND WOOD PANELING. PAINT COLOR TO BE PT-9.
- AT AWS - PAINT GYP BOARD BEHIND ACOUSTICAL WALL SYSTEM. AT AWS-1, AWS-2, PAINT COLOR TO BE PT-1. AT AWS-3, AWS-4, PAINT COLOR TO BE PT-X. AT AWS-5, PAINT COLOR TO MATCH ADJACENT WALL.
- AT FRP/PL - PAINT GYP BOARD BEHIND PANELS. PAINT COLOR TO MATCH ADJACENT WALLS.

FINISH TAG LEGEND

FINISH TAG	FLOOR
WALL FINISH TAG	WALL
FLOOR TRANSITION TAG	BASE
	PT-1
	CPT-1
	CPT-2

KEYED NOTES - FINISH PLANS

- | # | DESCRIPTION |
|------|---|
| F.1 | REFER TO INTERIOR ELEVATIONS FOR MORE INFORMATION ON FINISHES AT THIS LOCATION. |
| F.2 | LAYOUT FOR STAINLESS STEEL DIVIDER STRIPS AT TERRAZZO. |
| F.3 | FIRE STAIR FINISHES TO INCLUDE THE FOLLOWING: TREADS AND RISERS - SC-1, HANDRAILS, STAIR PAN, AND STRINGER PAINT - PT-1, WALLS PT-2, CONCRETE COLUMNS TO REMAIN EXPOSED, IF APPLICABLE. |
| F.4 | INSTALL 4'-0" SHEET OF FRP DIRECTLY ABOVE BASE FOR A HEIGHT OF 4'-0" AFF. |
| F.5 | PRECAST TERRAZZO TREADS AND RISERS, TO MATCH ADJACENT TERRAZZO COLOR (TZ-1/TZ-2). |
| F.6 | ALL ROUND COLUMNS TO BE PAINTED PT-2. COLUMN BASE (TZB-1B/TZB-1A) TO MATCH ADJACENT FLOOR FINISH. REFER TO A01XX SERIES FOR GYP, PLASTER FINISH. |
| F.7 | REFER TO RESTROOM ELEVATIONS FOR EXACT TILE LAYOUT. DOTTED LINE DEPICTS WALL TILE LOCATIONS. |
| F.8 | COLUMN TO REMAIN EXPOSED CONCRETE. INSTALL COVERED BASE RB-1. REFER TO ALT. BID 12. |
| F.9 | INSTALL METAL TOP CAP POWDER COATED TO MATCH PT-3. SEE DETAILS FOR MORE INFORMATION. |
| F.10 | WRAPPED WALL PANEL AWS-5 TO BE INSTALLED AT 72" AFF TO 1" FROM FINISHED CEILING HEIGHT. SEE TYPICAL ELEVATIONS. REFER TO ALT. 13. |
| F.11 | PAINT GYPSUM BOARD CEILING PT-9. |
| F.12 | INSTALL 3/4" FIRE RETARDANT TREATED PLYWOOD AT ALL WALLS FROM 20" AFF TO 108" AFF. |
| F.13 | INSTALL FRP-1 FULL HEIGHT. |
| F.14 | INSTALL 1" WIDE STAINLESS STEEL FLAT BAR STOCK AT PAINT TRANSITION. |
| F.15 | REFER TO SPECIFICATION 132100 CONTROLLED ENVIRONMENTAL ROOMS FOR ADDITIONAL FINISH INFORMATION. |
| F.16 | RUBBER BASE TO BE WRAPPED FROM CORRIDOR TO THIS INSIDE CORNER. REMAINING BASE IN CAFE TO BE TERRAZZO. |
| F.17 | PROVIDE A MITERED CORNER AT PRECAST TERRAZZO BASE. |
| F.18 | REFER TO EXTERIOR ENCLOSURE DRAWINGS FOR FINISHES AT THE MECHANICAL PLENUMS. |
| F.19 | GALVANIZED STEEL AT THE MESANINE LEVEL DOES NOT REQUIRE ADDITIONAL PAINTED COATING, TYP. |

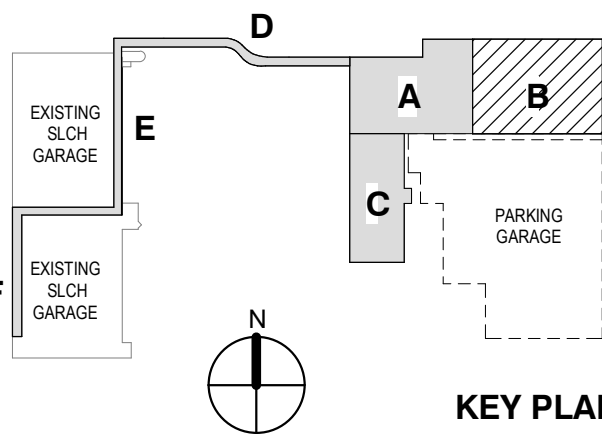


PARKING GARAGE
NOT IN PROJECT'S SCOPE

1 LEVEL RB11 FINISH PLAN - AREA B
1/8" = 1'-0"

6	CPR 070	21 MAY 2021
5	ADDENDUM 34	30 APR 2021
4	ADDENDUM 29	13 APR 2021
3	ADDENDUM 27	26 MAR 2021
2	ADDENDUM 24	04 MAR 2021
1	ADDENDUM 22	22 FEB 2021
	ISSUED	29 JAN 2021

Rev.	Description	Date
------	-------------	------



Drawing Title:

LEVEL RB11 INTERIOR
FINISH PLAN AREA B

Project No.: 005767.00 Checked by: Checker

A1211B

GENERAL NOTES - FINISH PLANS

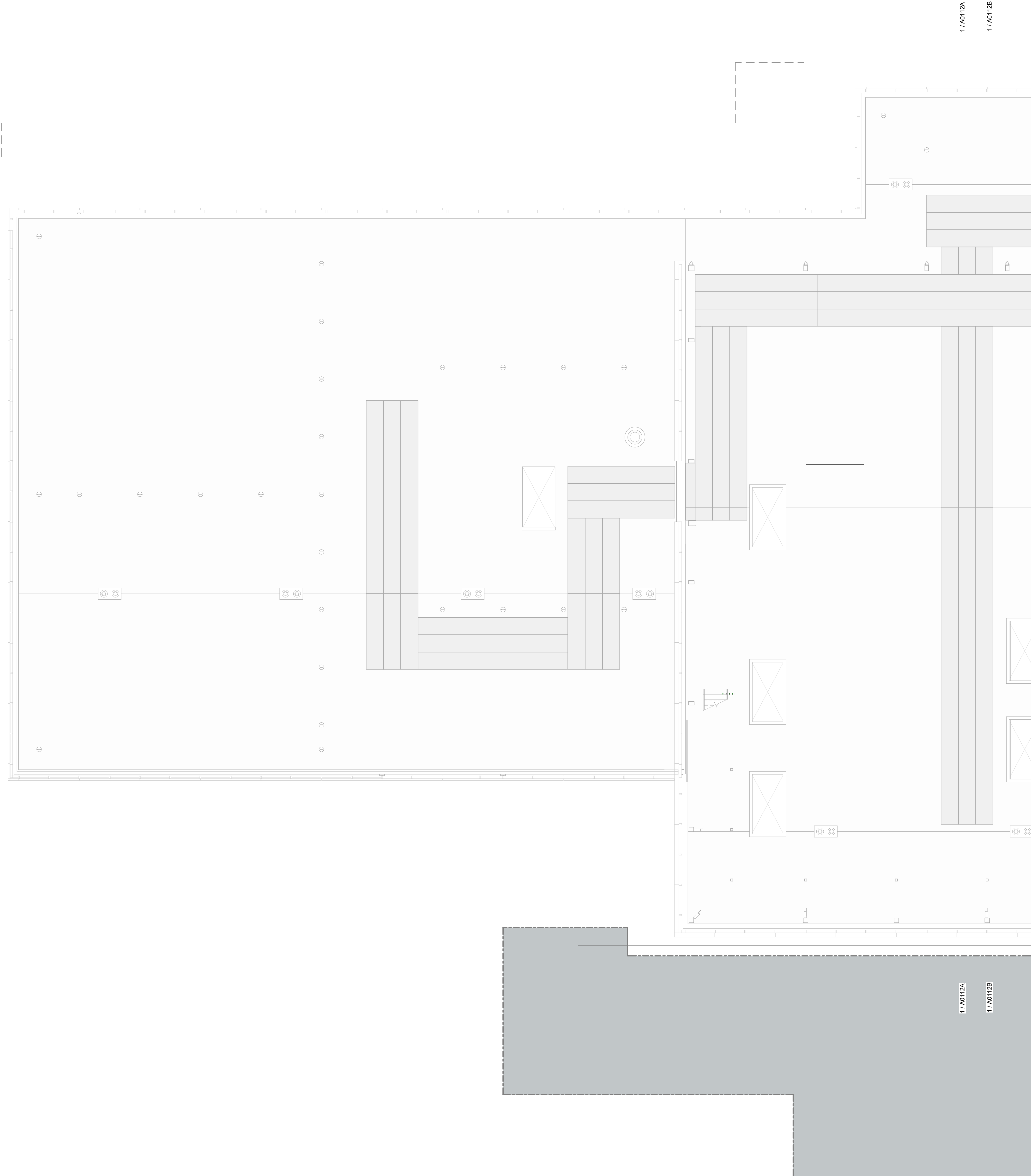
- REFER TO FINISH PLANS FOR EXTENT AND TYPE OF FLOOR AND WALL FINISHES.
- REFER TO REFLECTED CEILING PLANS FOR EXTENT OR CEILING TYPES. GYPSUM BOARD CEILINGS SHALL BE PAINTED PT-1, U.N.O.
- REFER TO INTERIOR ELEVATIONS FOR EXTENT AND TYPE OF MILLWORK FINISHES.
- WHERE FLOOR FINISHES CHANGE AT CASED OPENINGS, THE FINISH CHANGE SHALL OCCUR AT THE CENTERLINE OF THE CASED OPENING. WHERE FLOOR FINISHES CHANGE AT DOORWAYS, THE FINISH CHANGE SHALL OCCUR AT THE CENTERLINE OF THE DOOR IN CLOSED POSITION.
- OLLOW METAL FRAMES AND DOORS: DOOR AND FRAME COLOR AND COATING TYPE TO MATCH ADJACENT WALLS. TYPICAL SHEEN OF HM DOORS AND/OR FRAMES TO BE SEMI-GLOSS. WHERE SWC-1 - SWC-4 IS ADJACENT WALL COATING, DOORS AND/OR FRAMES TO BE EPOXY COATING TO MATCH ADJACENT WALL. STAINLESS STEEL DOOR FRAMES TO BE UNPAINTED.
- ALL FLUSH WOOD DOORS SHALL BE STAINED TO MATCH WD-1.
- COMMUNICATING STAIR IN COLLABORATION SPACE: GUARDRAILS AND VERTICAL PICKETS: PT-2; STRINGERS AND EXPOSED STRUCTURE: PT-1; HANDRAILS: WD-1; HANDRAIL BRACKETS: PT-2; GYP BD UNDERSIDE: PT-1; FASCIA: PT-1.
- SINKS IN QUARTZ COUNTERTOPS TO BE STAINLESS STEEL.
- SHOWERS AT LEVEL 1: REFER TO FINISH PLANS AND DETAILS SHEET A1212A.
- BLACK. SEE TRANSITION DETAILS FOR MORE INFORMATION ON MODELS AND LOCATIONS.
- AT WDP - PAINT GYP BOARD BEHIND WOOD PANELING. PAINT COLOR TO BE PF-9.
- AT AWS - PAINT GYP BOARD BEHIND ACOUSTICAL WALL SYSTEM. AT AWS-1, AWS-2, PAINT COLOR TO BE PT-1. AT AWS-3, AWS-4, PAINT COLOR TO BE PT-X. AT AWS-5, PAINT COLOR TO MATCH ADJACENT WALL.
- AT FRPFR - PAINT GYP BOARD BEHIND PANELS. PAINT COLOR TO MATCH ADJACENT WALLS.

FINISH TAG LEGEND

FINISH TAG	FLOOR
	WALL
	BASE
WALL FINISH TAG	PF-1
	CPT-1
FLOOR TRANSITION TAG	CPT-2

KEYED NOTES - FINISH PLANS

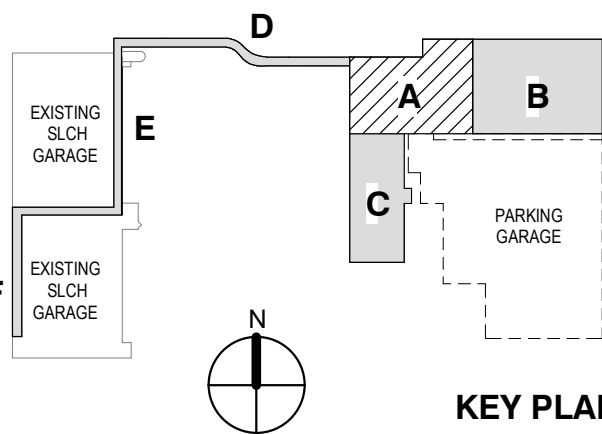
#	DESCRIPTION
F.1	REFER TO INTERIOR ELEVATIONS FOR MORE INFORMATION ON FINISHES AT THIS LOCATION.
F.2	LAYOUT FOR STAINLESS STEEL DIVIDER STRIPS AT TERRAZZO.
F.3	FIRE STAIR FINISHES TO INCLUDE THE FOLLOWING: TREADS AND RISERS - SC-1; HANDRAILS, STAIR PAN, AND STRINGER PAINT - PT-1; WALLS PT-2; CONCRETE COLUMNS TO REMAIN EXPOSED, IF APPLICABLE.
F.4	INSTALL 4'-0" SHEET OF FRP DIRECTLY ABOVE BASE FOR A HEIGHT OF 4'-4" AFF.
F.5	PRECAST TERRAZZO TREADS AND RISERS, TO MATCH ADJACENT TERRAZZO COLOR (T2-ITZ-2).
F.6	ALL ROUND COLUMNS TO BE PAINTED PT-2; COLUMN BASE (T2B-10T2B-1A) TO MATCH ADJACENT FLOOR FINISH. REFER TO A01XX SERIES FOR GYP, PLASTER FINISH.
F.7	REFER TO RESTROOM ELEVATIONS FOR EXACT TILE LAYOUT. DOTTED LINE DEPICTS WALL TILE LOCATIONS.
F.8	COLUMN TO REMAIN EXPOSED CONCRETE. INSTALL COVED BASE RB-1. REFER TO ALT. BID 12.
F.9	INSTALL METAL TOP CAP POWDER COATED TO MATCH PT-3. SEE DETAILS FOR MORE INFORMATION.
F.10	WRAPPED WALL PANEL AWS-5 TO BE INSTALLED AT 72" AFF TO 1' FROM FINISHED CEILING HEIGHT. SEE TYPICAL ELEVATIONS. REFER TO ALT. 13.
F.11	PAINT GYPSUM BOARD CEILING PT-6.
F.12	INSTALL 3/4" FIRE RETARDANT TREATED PLYWOOD AT ALL WALLS FROM 20" AFF TO 108" AFF.
F.13	INSTALL FRP-1 FULL HEIGHT.
F.14	INSTALL 1" WIDE STAINLESS STEEL FLAT BAR STOCK AT PAINT TRANSITION.
F.15	REFER TO SPECIFICATION 132100 CONTROLLED ENVIRONMENTAL ROOMS FOR ADDITIONAL FINISH INFORMATION.
F.16	RUBBER BASE TO BE WRAPPED FROM CORRIDOR TO THIS INSIDE CORNER. REMAINING BASE IN CAVE TO BE TERRAZZO.
F.17	PROVIDE A MITERED CORNER AT PRECAST TERRAZZO BASE.
F.18	REFER TO EXTERIOR ENCLOSURE DRAWINGS FOR FINISHES AT THE MECHANICAL PLenums.
F.19	GALVANIZED STEEL AT THE MESANINE LEVEL DOES NOT REQUIRE ADDITIONAL PAINTED COATING, TYP.



1 LEVEL RB12 FINISH PLAN - AREA A
1/8" = 1'-0"

3	ADDENDUM 29	13 APR 2021
2	ADDENDUM 24	04 MAR 2021
1	ADDENDUM 22	22 FEB 2021
	ISSUED	29 JAN 2021

Rev.	Description	Date
------	-------------	------



Drawing Title:

LEVEL RB12 INTERIOR
FINISH PLAN AREA A

Project No.: 005767.00 Checked by: Checker

A1212A

GENERAL NOTES - FINISH PLANS


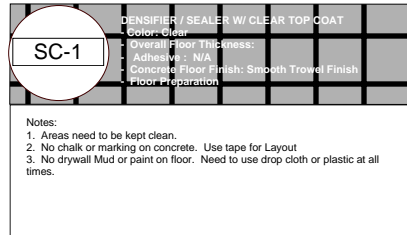
1. REFER TO FINISH PLANS FOR EXTENT AND TYPE OF FLOOR AND WALL FINISHES.
2. REFER TO REFLECTED CEILING PLANS FOR EXTENT OR CEILING TYPES. GYPSUM BOARD CEILINGS SHALL BE PAINTED PT-1 UNLESS NOTED OTHERWISE.
3. REFER TO INTERIOR ELEVATIONS FOR EXTENT AND TYPE OF MILLWORK FINISHES.
4. WHERE FLOOR FINISHES CHANGE AT CASED OPENINGS, THE FINISH CHANGE SHALL OCCUR AT THE CENTERLINE OF THE CASED OPENING. WHERE FLOOR FINISHES CHANGE AT DOORWAYS, THE FINISH CHANGE SHALL OCCUR AT THE CENTERLINE OF THE DOOR IN CLOSED POSITION.
5. HOLLOW METAL FRAMES AND DOORS: DOOR AND FRAME COLOR AND COATING TYPE TO MATCH ADJACENT WALLS. TYPICAL SHEEN OF HM DOORS AND/OR FRAMES TO BE SEMI-GLOSS. WHERE SWC-1, SWC-4 IS ADJACENT WALL COATING - DOORS AND/OR FRAMES TO BE EPOXY COATING TO MATCH ADJACENT WALL. STAINLESS STEEL DOOR FRAMES TO BE UNPAINTED.
6. ALL FLUSH WOOD DOORS SHALL BE STAINED TO MATCH WD-1.
7. COMMUNICATING STAIR IN COLLABORATION SPACE: GUARDRAILS AND VERTICAL PICKETS: PT-2, STRINGERS AND EXPOSED STRUCTURE: PT-1, HANDRAILS: WD-1, HANDRAIL BRACKETS: PT-2, GYP BD UNDERSIDE: PT-1, FASCIA: PT-1.
8. SINKS IN QUARTZ COUNTERTOPS TO BE STAINLESS STEEL UNDERMOUNT.
9. SHOWERS AT LEVEL 1: REFER TO FINISH PLANS AND DETAILS SHEET A0522.
10. BLACK. SEE TRANSITION DETAILS FOR MORE INFORMATION ON FINISHES AT THIS LOCATION.
11. AT TOP - PAINT GYP BOARD BEHIND WOOD PANELING. PAINT COLOR TO BE PT-1.
12. AT AWS - PAINT GYP BOARD BEHIND ACOUSTICAL WALL SYSTEM. AT AWS-1, AWS-2 - PAINT COLOR TO BE PT-1. AT AWS-3, AWS-4, AWS-5 - PAINT COLOR TO BE PT-1X. AT AWS-6, PAINT COLOR TO MATCH ADJACENT WALL.
13. AT PERPRL - PAINT GYP BOARD BEHIND PANELS. PAINT COLOR TO MATCH ADJACENT WALLS.

FINISH TAG LEGEND

FINISH TAG	FLOOR
	WALL
	BASE
WALL FINISH TAG	PT-1
	CPT-1
FLOOR TRANSITION TAG	CPT-2

KEYED NOTES - FINISH PLANS

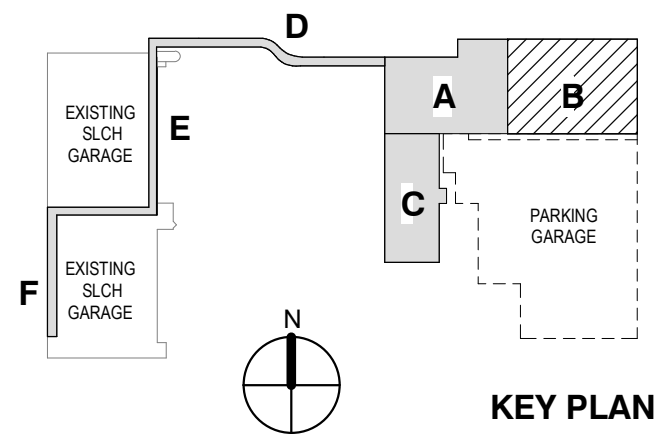
- | # | DESCRIPTION |
|------|---|
| F.1 | REFER TO INTERIOR ELEVATIONS FOR MORE INFORMATION ON FINISHES AT THIS LOCATION. |
| F.2 | LAYOUT FOR STAINLESS STEEL DIVIDER STRIPS AT TERRAZZO. |
| F.3 | FIRE STAIR FINISHES TO INCLUDE THE FOLLOWING: TREADS AND RISERS - SC-1, HANDRAILS, STAIR PAN, AND STRINGER PAINT - PT-1, WALLS PT-2. CONCRETE COLUMNS TO REMAIN EXPOSED, IF APPLICABLE. |
| F.4 | INSTALL 4"X8" SHEET OF FRP DIRECTLY ABOVE BASE FOR A HEIGHT OF 4'-4" AFF. |
| F.5 | PRECAST TERRAZZO TREADS AND RISERS, TO MATCH ADJACENT TERRAZZO COLOR (T2-1/T2-2). |
| F.6 | ALL ROUND COLUMNS TO BE PAINTED PT-2. COLUMN BASE (T2B-1/T2B-1A) TO MATCH ADJACENT FLOOR FINISH. REFER TO A011XX SERIES FOR GYP. PLASTER FINISH. |
| F.7 | REFER TO RESTROOM ELEVATIONS FOR EXACT TILE LAYOUT. DOTTED LINE DEPICTS WALL TILE LOCATIONS. |
| F.8 | COLUMN TO REMAIN EXPOSED CONCRETE. INSTALL COVED BASE RB-1. REFER TO A1T BID 12. |
| F.9 | INSTALL METAL TOP CAP POWDER COATED TO MATCH PT-3. SEE DETAILS FOR MORE INFORMATION. |
| F.10 | WRAPPED WALL PANEL AWS-5 TO BE INSTALLED AT 72" AFF TO 1" FROM FINISHED CEILING HEIGHT. SEE TYPICAL ELEVATIONS. REFER TO A1T. 13. |
| F.11 | PAINT GYPSUM BOARD CEILING PT-9. |
| F.12 | INSTALL 3/4" FIRE RETARDANT TREATED PLYWOOD AT ALL WALLS FROM 20" AFF TO 108" AFF. |
| F.13 | INSTALL FRP-1 FULL HEIGHT. |
| F.14 | INSTALL 1" WIDE STAINLESS STEEL FLAT BAR STOCK AT PAINT TRANSITION. |
| F.15 | REFER TO SPECIFICATION 132100 CONTROLLED ENVIRONMENTAL ROOMS FOR ADDITIONAL FINISH INFORMATION. |
| F.16 | RUBBER BASE TO BE WRAPPED FROM CORRIDOR TO THIS INSIDE CORNER. REMAINING BASE IN CAFE TO BE TERRAZZO. |
| F.17 | PROVIDE A MITERED CORNER AT PRECAST TERRAZZO BASE. |
| F.18 | REFER TO EXTERIOR ENCLOSURE DRAWINGS FOR FINISHES AT THE MECHANICAL PLenums. |
| F.19 | GALVANIZED STEEL AT THE MESANINE LEVEL DOES NOT REQUIRE ADDITIONAL PAINTED COATING, TYP. |



1 LEVEL RB12 FINISH PLAN - AREA B
1/8" = 1'-0"

3	ADDENDUM 29	13 APR 2021
2	ADDENDUM 24	04 MAR 2021
1	ADDENDUM 22	22 FEB 2021
	ISSUED	29 JAN 2021

Rev.	Description	Date
------	-------------	------



Drawing Title:

LEVEL RB12 INTERIOR
FINISH PLAN AREA B

Project No.: 005767.00 Checked by: Checker

A1212B